

# Community College Survey of Student Engagement (CCSSE)

## 2024 Administration

## Table of Contents

Executive Summary.....	2
Process .....	2
Findings .....	2
Introduction .....	5
Background .....	5
Purpose .....	5
Method .....	5
Process .....	5
Survey Respondents.....	6
Personal life.....	6
Educational Background .....	6
Current Education Status .....	6
Findings .....	7
CCSSE Benchmarks.....	7
Active and Collaborative Learning .....	8
Student Effort.....	10
Academic Challenge .....	12
Student-Faculty Interaction .....	14
Support for Learners .....	16
Importance and Satisfaction of Support Services.....	18
2024 Special Focus Questions – The Working Learner .....	19

## Executive Summary

### Process

In the spring term of 2024, Northwood Technical College administered the Community College Survey of Student Engagement (CCSSE). The survey was conducted online and open to credit students who met criteria determined by CCSSE.

2,290 Northwood Tech undergraduate (UGRD) and extended education (EXED) students were invited to complete CCSSE. 356 students responded to the survey, representing a 16% response rate. The 2024 Small School Cohort, which Northwood Tech was part of, included 250 total institutions whose enrollments were under 4,500 students. The overall 2024 CCSSE Cohort included 456 total institutions in 46 states, the District of Columbia, Marshall Islands, and Micronesia.

CCSSE uses five benchmarks that allow colleges to monitor their performance in areas that are focused on teaching, learning, and student success. These benchmarks include Active & Collaborative Learning, Student Effort, Academic Challenge, Student-Faculty Interaction, and Support for Learners.

### Findings

Northwood Tech's highest scoring category was Active and Collaborative Learning. Compared to the Small School Cohort, Northwood Tech underperformed in all benchmark categories during the 2024 administration.

Figure 1  
CCSSE Benchmark Scores Compared to Small School Cohort

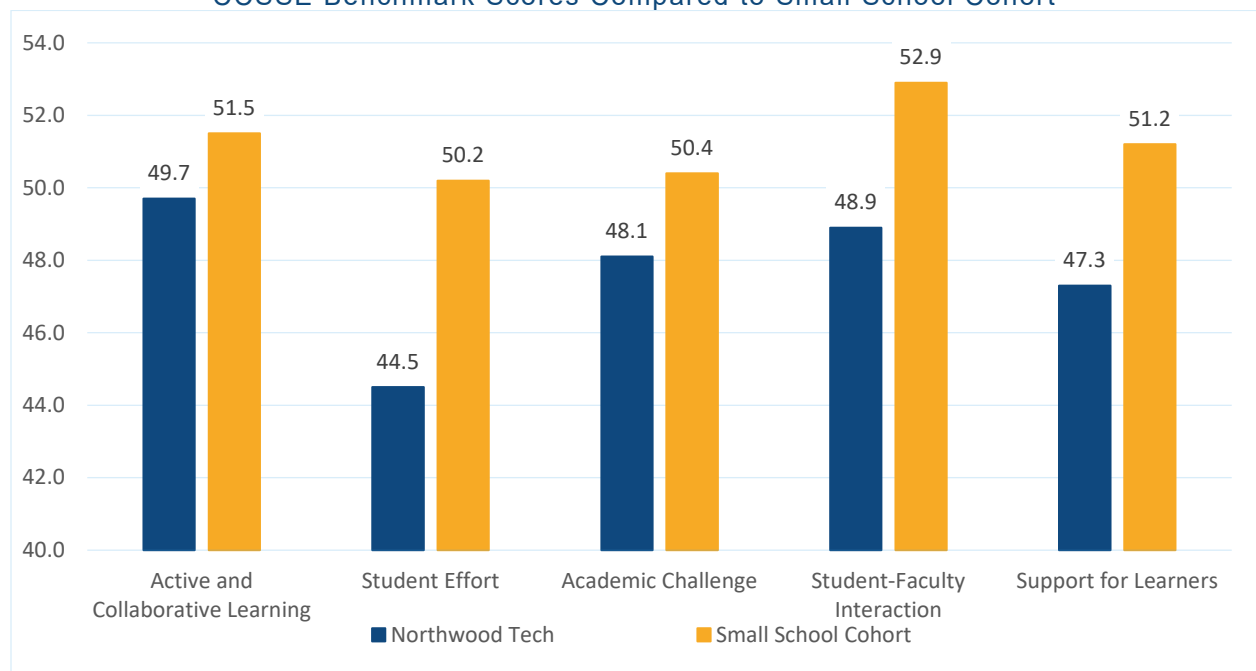


Figure 2 and 3 show the largest differences in mean scores for the level of student engagement between Northwood Tech and the 2024 CCSSE Cohort. Figure 2 shows the five highest items of student engagement. Two of the five items were also in the Top 5 during the 2021 CCSSE administration. The five lowest student engagement items (Figure 3) are all the same items that scored lowest during the 2021 administration.

Figure 2

### Aspects of Highest Student Engagement, Northwood Tech vs. 2024 CCSSE Cohort

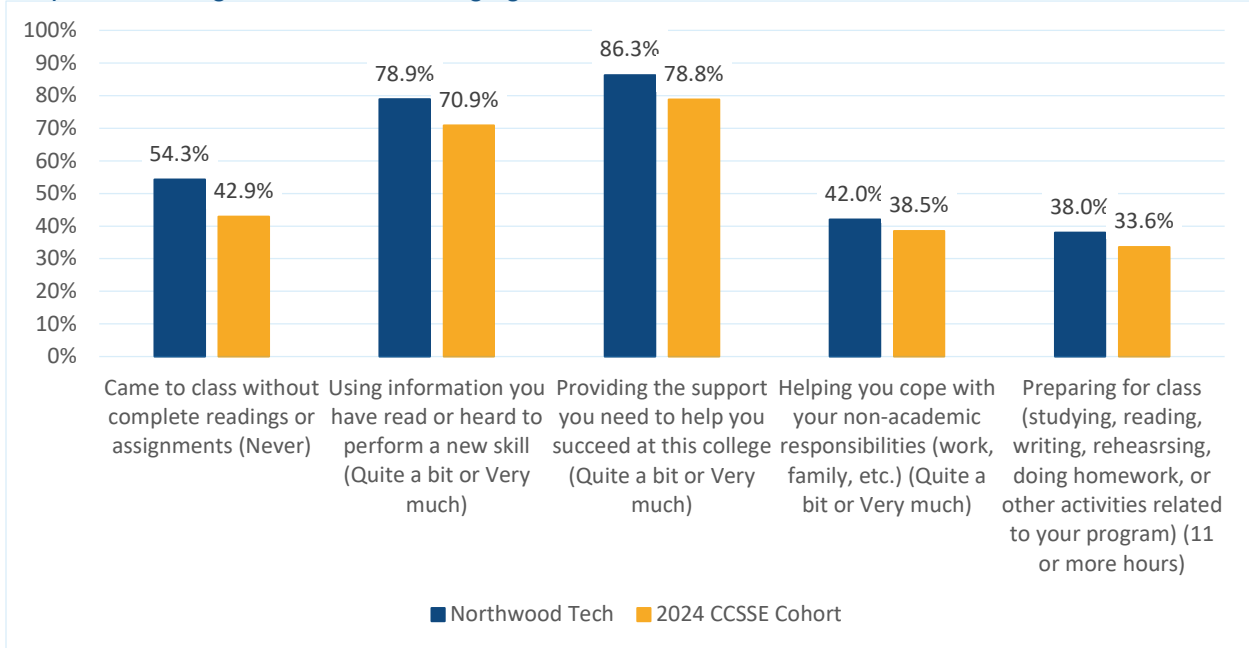
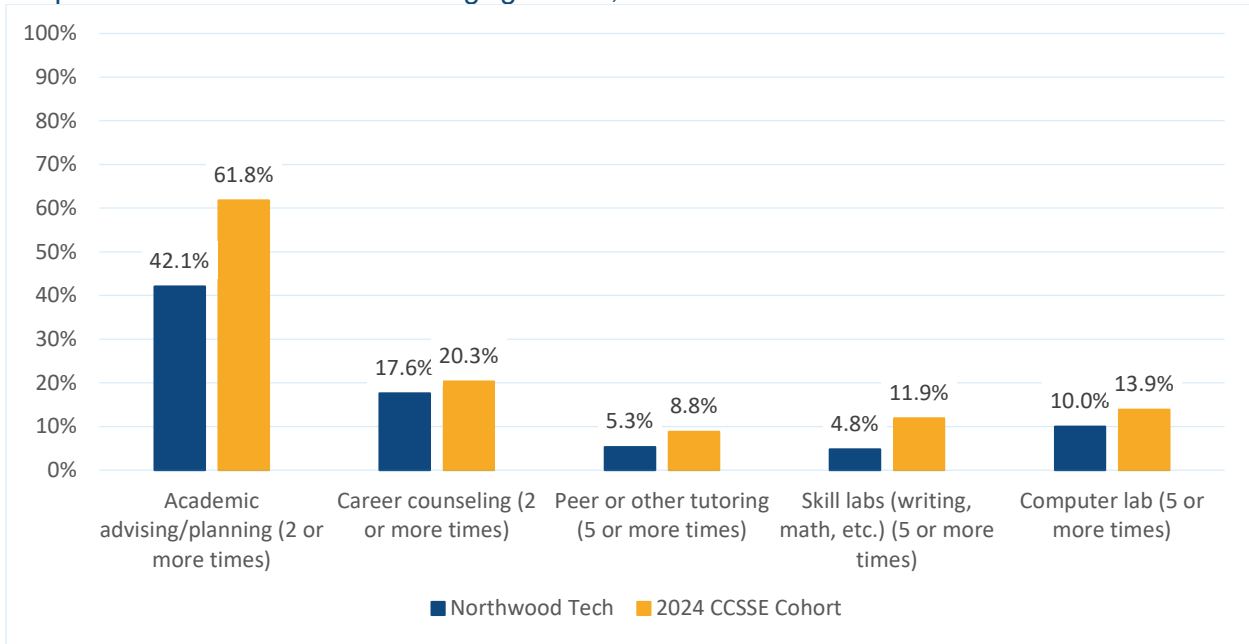


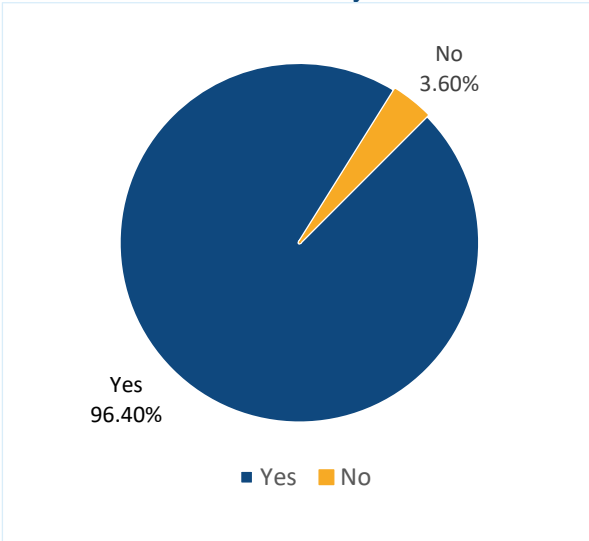
Figure 3

### Aspects of Lowest Student Engagement, Northwood Tech vs. 2024 CCSSE Cohort

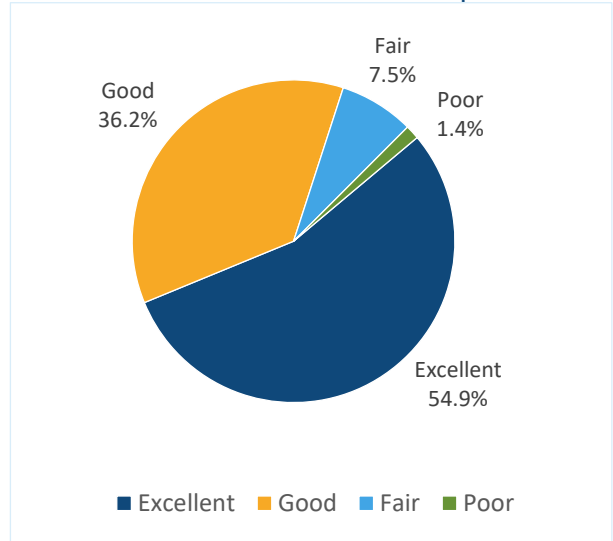


Nearly all (96.4%, 286 respondents) of Northwood Tech respondents indicated they would recommend Northwood Tech to a friend or family member (Figure 4). 91.1% (271 respondents) evaluated their entire educational experience at Northwood Tech as 'excellent' or 'good' (Figure 5).

**Figure 4**  
**Would Recommend Northwood Tech to a Friend or Family Member**



**Figure 5**  
**Evaluation of Educational Experience**



# Introduction

## Background

In the spring of 2024, Northwood Technical College participated in the Community College Survey of Student Engagement (CCSSE). CCSSE is a national student survey focused on teaching, learning, and retention in community colleges. The study helps community and technical colleges assess quality, identify good educational practices that help students learn, and identify areas in which colleges can improve. Northwood Tech has participated in this study since 2002.

CCSSE is an initiative of the Center for Community College Student Engagement at The University of Texas at Austin.

## Purpose

CCSSE examines both institutional practice and student behaviors with respect to retention and learning. The survey gathers information about students' college experiences, including how they spend their time, what they feel they have gained from their classes, how they assess their relationships and interactions with faculty, counselors, and peers, what kinds of work they are challenged to do, how the college supports their learning, and more. The survey builds on "extensive research about educational practices directly related to student retention and other desired student outcomes."<sup>1</sup>

A sample copy of the survey instrument can be found in Appendix A.

## Method

### Process

Northwood Tech administered CCSSE in an online format to all eligible students as specified by CCSSE. The survey was available to 2,290 undergraduate (UGRD) and extended education (EXED) students who met the following criteria:

- Enrolled in at least one credit bearing or developmental education course
- At least 18 years old
- Not incarcerated
- Not enrolled exclusively in courses offered entirely to high school students

Survey administration began on March 25<sup>th</sup>, 2024 and initially ended on April 19<sup>th</sup>, 2024. The survey deadline was extended by the Center for Community College Student Engagement and it remained available until May 15<sup>th</sup>, 2024. Weekly e-mail reminders were sent through the duration of the survey. In addition, social media posts, learning management system (LMS) announcements, and reminders from faculty during classes encouraged students to complete the survey.

356 Northwood Tech students responded to the survey, a 16% response rate. The average response rate for colleges in the 2024 Small Colleges Cohort was 18%.

Respondent data are excluded from CCSSE reports when one of the following conditions are met:

- The respondent did not indicate full-time or part-time enrollment at the institution.
- The survey is invalid. A survey is invalid if a student does not answer any of the 19 sub-items in item 4, answers *very often* to all 19 sub-items, or answers *never* to all 19 sub-items.
- The respondent indicated his/her age as under 18.
- The respondent did not indicate their gender identity (Gender is left blank).

---

<sup>1</sup> CCSSE, CCSSE Annotated Bibliography, <https://www.ccsse.org/aboutsurvey/biblio/>

## Survey Respondents

CCSSE asked several questions to determine background information of the survey respondents at Northwood Tech. The 2024 survey takers were:

- 68% female
- 84% white
- 51% online students (item 32a)
- 62% enrolled full-time
- The top three responding age groups were:
  - 21% were 18 to 19 years old
  - 19% were 30 to 39 years old
  - 18% were 40 to 49 years old

### Personal life

- 41.9% were working for pay more than 30 hours per week (Item 10b).
- 23.8% were providing care for dependents living with them more than 30 hours per week (Item 10d).

### Educational Background

- Nearly 30 percent (29.9%) started their education somewhere else and transferred to Northwood Tech. This means more than 100 students transferred to Northwood Tech last year alone. This gives those students a comparison institution to compare our services and opportunities against (Item 1).

### Current Education Status

- 67.6% of students took day classes (morning or afternoon) compared to 29.9% taking evening classes or 2.5% taking weekend classes (Item 31).
- Almost a third (31.7%) of respondents were attending Northwood Tech with a goal of transferring to a 4-year college or university (Item 26c). This is an increase from 2021 but still much lower than the 67.1% in 2017 who attended Northwood Tech (then known as WITC) with a goal of transferring to a 4-year college or university.
- 96.4% of survey respondents would recommend Northwood Tech to a friend or family member (Item 35).
- 91.1% of survey takers rated their educational experience at this college as *Good* or *Excellent*, with 54.9% choosing *Excellent* (Item 36).

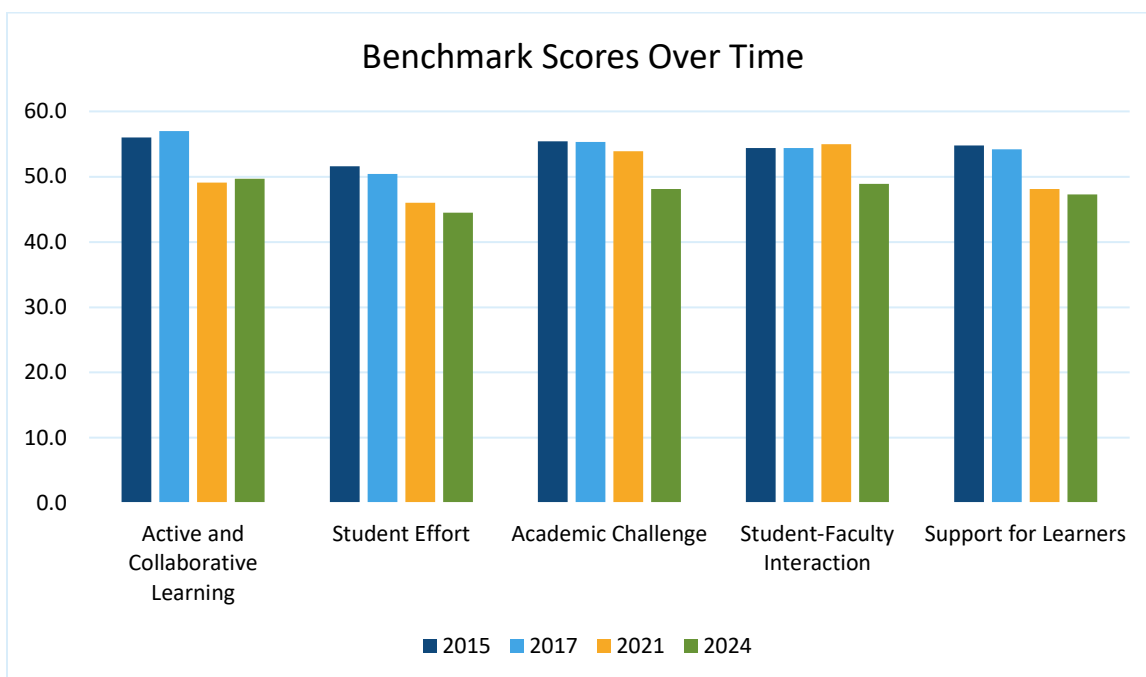
## Findings

### CCSSE Benchmarks

CCSSE uses a set of five benchmarks of effective educational practice in community/technical colleges. These benchmarks allow participating colleges with missions focused on teaching, learning and student success to gauge and monitor their performance in areas that are central to their work. They also allow colleges the opportunity to compare their performance to other similar colleges. The five benchmarks are:

1. Active & Collaborative Learning
2. Student Effort
3. Academic Challenge
4. Student-Faculty Interaction
5. Support for Learners

These five benchmarks have remained consistent over time which allows Northwood Tech to compare institutional scores across the years. The chart below shows the benchmark scores for the last four administrations of CCSSE.



A three-year cohort model was used for comparing data across colleges. The 2024 CCSSE Cohort includes 456 colleges who administered CCSSE between 2022 and 2024. Participating colleges are also categorized into one of four comparison groups – small, medium, large, and extra-large – based on enrollment size. Northwood Tech is considered one of 250 small colleges who participated in this cohort. In the benchmarking sections below, you will see five items in which Northwood Tech scored highest in student engagement and five items where the college scored lowest in student engagement relative to the total 2024 CCSSE Cohort.

A complete listing of all 2024 CCSSE Cohort colleges by comparison group can be found in Appendix B.



## Active and Collaborative Learning

*Students learn more when they are actively involved in their education and have opportunities to think about and apply what they are learning in different settings. Through collaborating with others to solve problems or master challenging content, students develop valuable skills that prepare them to deal with the kinds of situations and problems they will encounter in the workplace, the community, and their personal lives.<sup>2</sup>*

- Ninety-eight percent of respondents indicated some level of active participation in class, leaving only 2% responding that they *Never* “asked questions in class or contributed to class discussions.”
- Compared to the 2021 administration of the CCSSE survey, which was conducted during the pandemic, students report participating in more in-person opportunities that support Active and Collaborative Learning:
  - The percent of respondents who reported working with other students on projects during class *Often* or *Very Often* increased 10% from 2021.
  - The percentage of students that responded *Never* to the items below decreased in six of the seven categories.
  - The percentage of students that responded *Often* or *Very Often* to the items below increased in six of the seven categories.

		2024 Data					2021 Data		
		Responses	Count	Percent			Responses	Count	Percent
Item 4: In your experiences at this college during the current academic year, about how often have you done each of the following?									
4a. Asked questions in class or contributed to class discussions.	Never		8	2.2%		Never		26	5.1%
	Sometimes		101	28.8%		Sometimes		131	26.1%
	Often		108	30.9%		Often		148	29.5%
	Very often		134	38.1%		Very often		198	39.3%
		Total	351	100%			Total	503	100.0%
4b. Made a class presentation.	Never		110	31.4%		Never		156	31.0%
	Sometimes		118	33.7%		Sometimes		212	42.2%
	Often		87	25.0%		Often		79	15.6%
	Very often		35	9.9%		Very often		56	11.2%
		Total	350	100%			Total	503	100.0%
4f. Worked with other students on projects during class.	Never		82	23.7%		Never		152	30.3%
	Sometimes		105	30.3%		Sometimes		169	33.5%
	Often		103	29.5%		Often		108	21.5%
	Very often		58	16.6%		Very often		74	14.7%
		Total	348	100%			Total	503	100.0%
4g. Worked with classmates outside of class to prepare class assignments.	Never		153	44.1%		Never		266	53.1%
	Sometimes		117	33.7%		Sometimes		146	29.1%
	Often		52	14.9%		Often		47	9.4%
	Very often		25	7.3%		Very often		42	8.4%
		Total	347	100%			Total	501	100.0%

<sup>2</sup> CCSSE, CCSSE Annotated Bibliography, <https://www.ccsse.org/aboutsurvey/biblio/>

	2024 Data				2021 Data		
	Responses	Count	Percent		Responses	Count	Percent
4h. Tutored or taught other students (paid or voluntary).	Never	282	81.7%		Never	418	83.1%
	Sometimes	55	16.1%		Sometimes	59	11.7%
	Often	7	2.0%		Often	16	3.1%
	Very often	1	0.2%		Very often	10	2.1%
	Total	345	100%		Total	503	100.0%
4i. Participated in a community-based project (service-learning activity) as part of a regular course.	Never	260	74.3%		Never	404	80.3%
	Sometimes	66	18.8%		Sometimes	69	13.6%
	Often	13	3.6%		Often	26	5.1%
	Very often	11	3.2%		Very often	5	0.9%
	Total	350	100%		Total	503	100.0%
4q. Discussed ideas from your readings or classes with others outside of class (students, family members, co-workers, etc.)	Never	37	10.6%		Never	61	12.1%
	Sometimes	135	38.8%		Sometimes	197	39.1%
	Often	112	32.2%		Often	131	26.0%
	Very often	64	18.4%		Very often	115	22.8%
	Total	348	100%		Total	503	100.0%

## Student Effort

*Students' behaviors contribute significantly to their learning and the likelihood that they will attain their educational goals. "Time on task" is a key variable, and there are a variety of settings and means through which students may apply themselves to the learning process.<sup>3</sup>*

- Although students reported coming to class more often without readings and/or assignments complete (item 4.e). this item was highlighted as one of Northwood Tech's Highest Aspects of Student Engagement relative to the rest of the 2024 CCSSE Cohort.
- Item 10a. "Preparing for class (studying, reading, writing, rehearsing, doing homework, etc.)" was also highlighted as one of Northwood Tech's Highest Aspects of Student Engagement, where the percentage of Northwood Tech respondents who responded spending *11 or more hours* preparing (38.0%) was higher than the 2024 CCSSE Cohort (33.6%).
- The percentage of students who used Peer or Other Tutoring (5.3%), the Computer Lab (10.0%), or Skill Labs (4.8%) 5 or more times in the last academic year were called out as three of Northwood Tech's lowest aspects of student engagement compared to the 2024 CCSSE Cohort (8.8%, 13.9% and 11.9%, respectively).

		2024 Data			2021 Data		
Item 4: In your experiences at this college, during the current academic year, about how often have you done each of the following?							
4c. Prepared two or more drafts of a paper or assignment before turning it in.	Never	107	30.5%		Never	129	25.7%
	Sometimes	107	30.5%		Sometimes	159	31.7%
	Often	80	22.9%		Often	119	23.7%
	Very often	57	16.1%		Very often	95	19.0%
	Total	351	100%		Total	503	100.0%
4d. Worked on a paper or project that required integrating ideas or information from various sources.	Never	43	12.3%		Never	52	10.4%
	Sometimes	75	21.6%		Sometimes	138	27.5%
	Often	127	36.3%		Often	163	32.5%
	Very often	104	29.8%		Very often	149	29.6%
	Total	349	100%		Total	503	100.0%
4e. Come to class without completing readings or assignments.	Never	189	54.3%		Never	289	57.4%
	Sometimes	122	34.9%		Sometimes	183	36.4%
	Often	21	6.1%		Often	15	2.9%
	Very often	16	4.7%		Very often	16	3.2%
	Total	348	100%		Total	503	100.0%
Item 6: During the current academic year, how much reading and writing have you done at this college?							
6b. Number of books read on your own (not assigned) for personal enjoyment or academic enrichment.	None	6	1.7%		None	193	39.1%
	1-4	164	49.1%		1-4	221	44.9%
	5-10	80	23.9%		5-10	52	10.5%
	11-20	42	12.6%		11-20	10	2.0%
	More than 20	42	12.6%		More than 20	17	3.5%
	Total	334	100%		Total	493	100.0%

<sup>3</sup> CCSSE, CCSSE Annotated Bibliography, <https://www.ccsse.org/aboutsurvey/biblio/>

		2024 Data			2021 Data		
		Responses	Count	Percent	Responses	Count	Percent
Item 10: About how many hours do you spend in a typical 7-day week doing each of the following?							
10a. Preparing for class (studying, reading, writing, rehearsing, doing homework, etc.)	None		2	0.6%	None	8	1.6%
	1-5		93	29.0%	1-5	131	27.2%
	6-10		104	32.4%	6-10	141	29.3%
	11-20		73	22.7%	11-20	98	20.3%
	21-30		33	10.4%	21-30	59	12.3%
	More than 30		16	4.95	More than 30	45	9.3%
		Total	321	100%	Total	482	100.0%
Item 12.1: How often have you used the following services during the current academic year?							
12.1d. Peer or other tutoring.	Never		253	81.8%	Never	352	74.0%
	1 time		17	5.6%	1 time	37	7.8%
	2-4 times		22	7.3%	2-4 times	51	10.6%
	5 or more times		16	5.3%	5 or more times	36	7.6%
		Total	309	100%	Total	476	100.0%
12.1e. Skill labs (writing, math, etc.)	Never		224	72.2%	Never	326	68.4%
	1 time		32	10.3%	1 time	57	12.0%
	2-4 times		40	12.8%	2-4 times	58	12.1%
	5 or more times		15	4.8%	5 or more times	36	7.6%
		Total	310	100%	Total	476	100.0%
12.1h. Computer lab	Never		200	64.4%	Never	356	74.7%
	1 time		34	10.9%	1 time	43	9.0%
	2-4 times		46	14.8%	2-4 times	40	8.3%
	5 or more times		31	10.0%	5 or more times	38	7.9%
		Total	311	100%	Total	476	100.0%

## Academic Challenge

*Challenging intellectual and creative work is central to student learning and collegiate quality. Ten survey items address the nature and amount of assigned academic work, the complexity of cognitive tasks presented to students, and the standards faculty members use to evaluate student performance.<sup>4</sup>*

- Item 5f. “Using information you have read or heard to perform a new skill” was highlighted as one of Northwood Tech’s Highest Aspects of Student Engagement, where the percentage of Northwood Tech respondents who selected *Quite a bit* or *Very much* to this question (78.9%) was higher than the 2024 CCSSE Cohort (70.9%).

	2024 Data				2021 Data		
	Responses	Count	Percent		Responses	Count	Percent
Item 4: In your experiences at this college during the current academic year, about how often have you done each of the following?							
4o. Worked harder than you thought you could to meet an instructor’s standards or expectations.	Never	45	13.1%		Never	33	6.5%
	Sometimes	127	36.8%		Sometimes	162	32.4%
	Often	101	29.2%		Often	187	37.4%
	Very often	72	20.9%		Very often	119	23.8%
	Total	345	100%		Total	501	100.0%
Item 5: During the current academic year, how much has your coursework at this college emphasized the following mental activities?							
5b. Analyzing the basic elements of an idea, experience, or theory.	Very little	9	2.5%		Very little	17	3.4%
	Some	88	26.4%		Some	121	24.4%
	Quite a bit	145	43.4%		Quite a bit	194	39.2%
	Very much	93	27.7%		Very much	163	33.0%
	Total	335	100%		Total	495	100.0%
5c. Forming a new idea or understanding from various pieces of information.	Very little	21	6.4%		Very little	18	3.6%
	Some	75	22.5%		Some	121	24.5%
	Quite a bit	154	46.2%		Quite a bit	203	40.9%
	Very much	83	24.9%		Very much	154	31.0%
	Total	333	100%		Total	496	100.0%
5d. Making judgements about the value or soundness of information, arguments, or methods.	Very little	40	12.0%		Very little	40	8.0%
	Some	113	33.5%		Some	151	30.5%
	Quite a bit	126	37.6%		Quite a bit	179	36.2%
	Very much	57	16.9%		Very much	126	25.4%
	Total	336	100%		Total	495	100.0%
5e. Applying theories or concepts to practical problems or in new situations.	Very little	21	6.1%		Very little	28	5.6%
	Some	89	26.5%		Some	103	20.8%
	Quite a bit	129	38.5%		Quite a bit	174	35.2%
	Very much	97	28.9%		Very much	190	38.4%
	Total	336	100%		Total	494	100.0%
5f. Using information you have read or heard to perform a new skill.	Very little	10	3.0%		Very little	19	3.9%
	Some	61	18.1%		Some	91	18.3%
	Quite a bit	133	39.4%		Quite a bit	158	32.0%
	Very much	133	39.4%		Very much	226	45.8%
	Total	337	100%		Total	494	100.0%

<sup>4</sup> CCSSE, CCSSE Annotated Bibliography, <https://www.ccsse.org/aboutsurvey/biblio/>

		2024 Data					2021 Data		
		Responses	Count	Percent			Responses	Count	Percent
Item 6: During the current academic year, how much reading and writing have you done at this college?									
6a. Number of assigned textbooks, manuals, books, or packets of course readings.	None	6	1.7%		None	11	2.2%		
	1-4	164	49.1%		1-4	229	46.6%		
	5-10	80	23.9%		5-10	122	24.8%		
	11-20	42	12.6%		11-20	55	11.2%		
	More than 20	42	12.6%		More than 20	74	15.1%		
		Total	334	100%			Total	493	100.0%
6c. Number of written papers or reports of any length.	None	53	15.9%		None	59	11.9%		
	1-4	132	39.6%		1-4	172	34.8%		
	5-10	79	23.8%		5-10	128	26.0%		
	11-20	46	13.9%		11-20	85	17.2%		
	More than 20	23	6.9%		More than 20	49	10.0%		
		Total	334	100%			Total	493	100.0%
Item 7									
7. Mark the response that best represents the extent to which your examinations during the current academic year have challenged you to do your best work at this college.	Extremely easy	3	0.9%		Extremely easy	9	1.9%		
	(2)	8	2.3%		(2)	6	1.3%		
	(3)	10	3.1%		(3)	6	1.2%		
	(4)	46	13.8%		(4)	59	12.1%		
	(5)	106	31.3%		(5)	142	29.0%		
	(6)	139	41.3%		(6)	172	35.0%		
	Extremely Challenging	25	7.3%		Extremely Challenging	95	19.5%		
		Total	337	100%			Total	490	100.0%
Item 9: How much does this college emphasize the following?									
9a. Encouraging you to spend significant amounts of time studying.	Very little	9	2.8%		Very little	16	3.4%		
	Some	86	26.7%		Some	126	26.2%		
	Quite a bit	151	47.0%		Quite a bit	199	41.5%		
	Very much	75	23.5%		Very much	139	28.9%		
		Total	321	100%			Total	481	100.0%

## Student-Faculty Interaction

*In general, the more interaction students have with their teachers, the more likely they are to learn effectively and persist toward achievement of their educational goals. Personal interaction with faculty members strengthens students' connections to the college and helps them focus on their academic progress. Working with an instructor on a project or serving with faculty members on a college committee lets students see first-hand how experts identify and solve practical problems. Through such interactions, faculty members become role models, mentors, and guides for continuous, lifelong learning.<sup>5</sup>*

- Email communication continues to be a frequent form of communication between students and instructors. Only 3 students (0.9%) responded to *Never* having communicated with their instructor via email over the last academic year.
- The frequency that students are discussing grades, assignments, and readings with an instructor has decreased since the 2021 administration (items 4k and 4m).

		2024 Data			2021 Data		
		Responses	Count	Percent	Responses	Count	Percent
Item 4: In your experiences at this college during the current academic year, about how often have you done each of the following?							
4j. Used e-mail to communicate with an instructor.	Never		3	0.9%	Never	2	0.5%
	Sometimes		80	22.8%	Sometimes	71	14.2%
	Often		111	31.6%	Often	137	27.3%
	Very often		156	44.7%	Very often	291	58.1%
		Total	350	100%	Total	501	100.0%
4k. Discussed grades or assignments with an instructor.	Never		35	10.0%	Never	37	7.4%
	Sometimes		147	42.5%	Sometimes	173	34.3%
	Often		96	27.9%	Often	138	27.4%
	Very often		68	19.6%	Very often	155	30.9%
		Total	346	100%	Total	503	100.0%
4l. Talked about career plans with an instructor or advisor.	Never		83	23.8%	Never	123	24.5%
	Sometimes		147	42.2%	Sometimes	212	42.2%
	Often		67	19.3%	Often	99	19.7%
	Very often		51	14.7%	Very often	68	13.6%
		Total	349	100%	Total	501	100.0%
4m. Discussed ideas from your readings or classes with instructors outside of class.	Never		172	49.4%	Never	230	45.7%
	Sometimes		133	38.1%	Sometimes	181	36.1%
	Often		30	8.6%	Often	54	10.8%
	Very often		14	4.0%	Very often	38	7.5%
		Total	349	100%	Total	619	100.0%

<sup>5</sup> CCSSE, CCSSE Annotated Bibliography, <https://www.ccsse.org/aboutsurvey/biblio/>

	2024 Data		
	Responses	Count	Percent
4n. Received prompt feedback (written or oral) from instructors on your performance.	Never	3	0.9%
	Sometimes	94	27.1%
	Often	128	37.0%
	Very often	121	34.9%
	Total	345	100%
4p. Worked with instructors on activities other than coursework.	Never	228	66.1%
	Sometimes	80	23.1%
	Often	23	6.8%
	Very often	14	4.0%
	Total	344	100%

2021 Data		
Responses	Count	Percent
Never	10	2.1%
Sometimes	103	20.5%
Often	190	37.9%
Very often	198	39.4%
Total	501	100.0%
Never	346	69.0%
Sometimes	118	23.4%
Often	26	5.2%
Very often	12	2.4%
Total	502	100.0%



## Support for Learners

*Students perform better and are more satisfied at colleges that are committed to their success and cultivate positive working and social relationships among different groups on campus. Community college students also benefit from services targeted to assist them with academic and career planning, academic skill development, and other areas that may affect learning and retention.<sup>6</sup>*

- Over 80% of students feel that Northwood Tech “provides the support they need to help them succeed at this college”, which is consistent with the results from the last two CCSSE administrations. This was highlighted as one of Northwood Tech’s Highest Aspects of Student Engagement, where the percentage of Northwood Tech respondents who selected *Quite a bit* or *Very much* to this question (86.3%) was higher than the 2024 CCSSE Cohort (78.8%).
- 42% of 2024 responding students feel that Northwood Tech “Helps them cope with their non-academic responsibilities (work, family, etc.)” *Quite a bit* or *Very much*. This was another one of Northwood Tech’s Highest Aspects of Student Engagement compared to the rest of the 2024 CCSSE Cohort.
- The percentage of students using Career Counseling services has increased since 2021. 17.6% of responding students have used Career Counseling 2 or more times compared to 10.3% in 2021. However, this was noted as one of Northwood Tech’s lowest aspects of student engagement in 2024.
- CCSSE’s Executive Summary also noted that the frequency in which students use Academic advising/planning is one of Northwood Tech’s Lowest Aspects of Student Engagement compared to the rest of the 2024 CCSSE Cohort. Students who responded to using these services *2 or more times* (42.1%) fell short of the 2024 CCSSE Cohort (61.8%).

		2024 Data			2021 Data		
		Responses	Count	Percent	Responses	Count	Percent
Item 9: How much does this college emphasize the following?							
9b. Providing the support you need to help you succeed at this college.	Very little		4	1.3%	Very little	16	3.4%
	Some		40	12.5%	Some	74	15.4%
	Quite a bit		118	37.1%	Quite a bit	158	32.7%
	Very much		156	49.2%	Very much	234	48.6%
		Total	317	100.0%	Total	483	100.0%
9c. Encouraging contact among students from different economic, social, and racial or ethnic backgrounds.	Very little		43	13.5%	Very little	73	15.3%
	Some		98	30.7%	Some	177	37.0%
	Quite a bit		94	29.2%	Quite a bit	116	24.2%
	Very much		85	26.5%	Very much	113	23.5%
		Total	320	100.0%	Total	480	100.0%
9d. Helping you cope with your non-academic responsibilities (work, family, etc.).	Very little		82	25.8%	Very little	128	26.5%
	Some		102	32.2%	Some	175	36.3%
	Quite a bit		73	22.9%	Quite a bit	109	22.5%
	Very much		61	19.1%	Very much	71	14.7%
		Total	317	100.0%	Total	483	100.0%
9e. Providing the support you need to thrive socially.	Very little		54	17.0%	Very little	90	18.6%
	Some		117	37.2%	Some	192	40.0%
	Quite a bit		83	26.4%	Quite a bit	105	21.9%
	Very much		62	19.5%	Very much	94	19.5%
		Total	316	100.0%	Total	481	100.0%

<sup>6</sup> CCSSE, CCSSE Annotated Bibliography, <https://www.ccsse.org/aboutsurvey/biblio/>

	2024 Data				2021 Data		
	Responses	Count	Percent		Responses	Count	Percent
9f. Providing the financial support you need to afford your education.	Very little	61	19.3%		Very little	60	12.6%
	Some	74	23.5%		Some	141	29.4%
	Quite a bit	97	30.8%		Quite a bit	134	28.0%
	Very much	83	26.4%		Very much	144	30.0%
	Total	316	100.0%		Total	479	100.0%
Item 12.1: How often have you used the following services during the current academic year?							
12.1a. Academic advising/planning.	Never	100	32.1%		Never	155	32.6%
	1 time	80	25.8%		1 time	124	26.0%
	2-4 times	98	31.5%		2-4 times	148	31.1%
	5 or more times	33	10.7%		5 or more times	49	10.3%
	Total	311	100.0%		Total	476	100.0%
12.1b. Career counseling.	Never	219	70.5%		Never	346	72.7%
	1 time	37	12.0%		1 time	81	17.1%
	2-4 times	44	14.3%		2-4 times	41	8.7%
	5 or more times	10	3.3%		5 or more times	8	1.6%
	Total	311	100.0%		Total	476	100.0%

## Importance and Satisfaction of Support Services

Survey respondents were asked about their usage, satisfaction, and rating of importance of 13 different college services. For usage, students were asked to rate the services on a four-point scale: *Never*, *1 Time*, *2-4 times*, and *5 or more times*. For satisfaction and importance, students were asked to rate the services on a three-point scale: *Not at all*, *Somewhat*, or *Very*. For all rankings of these services, refer to item 12 in Appendix C.

- In 11 of the 13 services, more than 75% of students responded that they had used the service only 1 time during the current academic year or they hadn't used the service at all.
- The 3 most used services at Northwood Tech include Academic advising/planning, Library resources and services, and the Computer lab. These all had less than 70% of students responding as *Very Satisfied*. This is an area of opportunity.

Service	2024 Data			2021 Data		
	Used the service 1 time or Never	Very Satisfied	Very Important	Used the service 1 time or Never	Very Satisfied	Very Important
12a. Academic advising/planning	57.9%	69.5%	67.5%	58.6%	68.0%	65.4%
12b. Career counseling	82.5%	64.9%	48.0%	89.8%	64.7%	51.9%
12c. Job placement assistance	95.5%	66.7%	40.6%	96.8%	70.0%	52.5%
12d. Peer or other tutoring	87.4%	59.9%	26.7%	81.8%	65.2%	35.3%
12e. Skill labs (writing, math, etc.)	82.5%	65.3%	34.2%	80.4%	71.4%	40.9%
12f. Child care	98.3%	100%	22.6%	97.5%	33.3%	24.2%
12g. Financial aid advising	75.8%	73.6%	51.9%	71.4%	73.1%	55.4%
12h. Computer lab	75.3%	64.3%	32.7%	83.7%	67.0%	32.2%
12i. Student organizations	87.5%	71.5%	23.7%	90.3%	62.8%	24.2%
12j. Transfer counseling	95.1%	62.5%	34.2%	91.4%	66.7%	36.9%
12k. Library resources and services	59.7%	69.0%	45.9%	75.3%	70.1%	42.3%
12l. Services for students with disabilities	90.4%	74.9%	31.9%	92.3%	75.6%	38.8%
12m. Services for active military and veterans	96.5%	83.7%	31.0%	96.9%	66.7%	32.6%

## 2024 Special Focus Questions – The Working Learner

In the 2024 CCSSE survey, survey respondents were asked 15 additional questions about their work status while they were enrolled at Northwood Technical College. These questions were new in 2024 and do not have any comparison data from previous CCSSE administrations. 64% of survey respondents have worked for pay every term they were enrolled at Northwood Tech. While many students are balancing school and work, more than 60% indicated that being an employee and a student are both equally important.

- More than 60% of responding students are not receiving Pell Grants (question 1).
- Almost a third (32.4%) of responding students are working more than 40 hours a week while enrolled (question 3).
- Of the students that are working for pay, more than half (53.3%) responded that their job determines if they can enroll full-time or part-time (question 7).
- Of the students that are working for pay, more than half (52.2%) responded that their job is related to their program of study (question 8).
- More than half of responding students (58%) said staff members have not helped them decide how to balance the number of classes you take and the number of hours you work for pay (question 15).

2024 Data		
Question and Response	Count	Percent
1. Are you receiving a Pell Grant at this college during the current academic term?		
Yes	115	38.8%
No	180	61.2%
Total	295	100%
2. Currently, which is most important to you?		
Being a student	88	30.0%
Being an employee	24	8.1%
Being a student and being an employee are both equally important	183	61.9%
Total	295	100%
3. Do you currently work for pay more than 40 hours per week?		
Yes	94	32.4%
No	158	54.6%
I am not currently working for pay	38	13.0%
Total	289	100%
4. Have you worked for pay each academic term you have been enrolled at this college?		
Yes, I have worked for pay every academic term	188	63.9%
No, I have worked for pay some academic terms but not all	52	17.8%
No, I have not worked for pay while I have been enrolled at this college	54	18.4%
Total	295	100%
5. How many jobs for pay do you currently have?		
None	53	18.1%
One	181	61.5%
Two	51	17.4%
Three	7	2.4%
Four or more	2	0.6%
Total	294	100%

2024 Data		
Question and Response	Count	Percent
6. Do you currently work for pay on campus and/or off campus?		
On campus	16	5.4%
Off campus	215	73.4%
Both on campus and off campus	5	1.7%
I am not currently working for pay	57	19.4%
Total	292	100%
7. Does working for pay determine whether you are enrolled full-time or part-time at this college?		
Yes	130	44.2%
No	114	38.9%
I am not currently working for pay	50	16.9%
Total	293	100%
8. Are you currently working for pay in the same field as your program, major, or pathway of study?		
Yes	121	41.3%
No	111	37.8%
I am not currently working for pay	42	14.4%
I do not currently have a major, program, or pathway of study	8	2.9%
I am not currently working for pay and I do not have a major, program, or pathway of study	11	3.6%
Total	294	100%
9. Does working for pay make it difficult for you to take the courses you need for your program, major, or pathway of study?		
Yes	105	36.1%
No	129	44.2%
I am not currently working for pay	45	15.3%
I do not currently have a major, program, or pathway of study	4	1.3%
I am not currently working for pay and I do not have a major, program, or pathway of study	9	3.1%
Total	292	100%
10. When thinking about your work schedule this academic term, how difficult was it to schedule your classes at this college?		
Very difficult	17	5.8%
Somewhat difficult	80	27.6%
Not at all difficult	146	50.2%
I am not currently working for pay	48	16.5%
Total	292	100%
11. Does your work schedule allow you to use this college's services (such as tutoring, academic advising, computer lab, etc.) when you need them?		
All of the time	59	20.3%
Most of the time	52	17.8%
Some of the time	88	30.0%
None of the time	40	13.8%
I am not currently working for pay	53	18.1%
Total	292	100.0%

2024 Data		
Question and Response	Count	Percent
12. During this academic term at this college, how many times have you missed class because of work?		
None	186	63.8%
One time	29	10.0%
Two times	8	2.9%
Three times	17	5.8%
I am not currently working for pay	51	17.6%
Total	291	100%
13. At this college, who are you most likely to go to for help catching up when you miss class because of work?		
Instructors	169	57.9%
Classmates	30	10.3%
Tutors	6	2.1%
No one	36	12.3%
I am not currently working for pay	51	17.3%
Total	292	100%
14. Do your instructors at this college know how many hours you work per week?		
All of them know	56	19.2%
Some of them know	66	22.6%
None of them know	114	39.2%
I am not currently working for pay	55	19.0%
Total	291	100%
15. At this college, has a staff member helped you decide how to balance the number of classes you take and the number of hours you work for pay?		
Yes	67	22.8%
No	170	58.3%
I am not currently working for pay	55	18.9%
Total	291	100%

## **Appendix A**

### Survey Sample





6. During the current academic year, how much reading and writing have you done <u>at this college</u> ? (Please respond to each item)	None	1-4	5-10	11-20	More than 20
a. Number of assigned textbooks, manuals, books, or packets of course readings	<input type="radio"/>	<input type="radio"/>	<input type="radio"/>	<input type="radio"/>	<input type="radio"/>
b. Number of books read on your own (not assigned) for personal enjoyment or academic enrichment	<input type="radio"/>	<input type="radio"/>	<input type="radio"/>	<input type="radio"/>	<input type="radio"/>
c. Number of written papers or reports of any length	<input type="radio"/>	<input type="radio"/>	<input type="radio"/>	<input type="radio"/>	<input type="radio"/>

7. Mark the response that best represents the extent to which your examinations during the current academic year have challenged you to do your best work at this college.

Extremely challenging    ⑦    ⑥    ⑤    ④    ③    ②    ①    Extremely easy

8. Which of the following have you done, or are you currently doing <u>at this college</u> ? (Please respond to each item)	Yes	No
a. Internship, field experience, co-op experience, or clinical assignment	<input type="radio"/>	<input type="radio"/>
b. An English course taught specifically for students whose first language is not English (ESL, ESOL)	<input type="radio"/>	<input type="radio"/>
c. Developmental/remedial reading course (also referred to as Basic Skills, College Prep, etc.)	<input type="radio"/>	<input type="radio"/>
d. Developmental/remedial writing course (also referred to as Basic Skills, College Prep, etc.)	<input type="radio"/>	<input type="radio"/>
e. Developmental/remedial math course (also referred to as Basic Skills, College Prep, etc.)	<input type="radio"/>	<input type="radio"/>
f. Honors course	<input type="radio"/>	<input type="radio"/>

9. How much does <u>this college</u> emphasize the following? (Please respond to each item)	Very much	Quite a bit	Some	Very little
a. Encouraging you to spend significant amounts of time studying	<input type="radio"/>	<input type="radio"/>	<input type="radio"/>	<input type="radio"/>
b. Providing the support you need to help you succeed at this college	<input type="radio"/>	<input type="radio"/>	<input type="radio"/>	<input type="radio"/>
c. Encouraging contact among students from different economic, social, and racial or ethnic backgrounds	<input type="radio"/>	<input type="radio"/>	<input type="radio"/>	<input type="radio"/>
d. Helping you cope with your non-academic responsibilities (work, family, etc.)	<input type="radio"/>	<input type="radio"/>	<input type="radio"/>	<input type="radio"/>
e. Providing the support you need to thrive socially	<input type="radio"/>	<input type="radio"/>	<input type="radio"/>	<input type="radio"/>
f. Providing the financial support you need to afford your education	<input type="radio"/>	<input type="radio"/>	<input type="radio"/>	<input type="radio"/>

10. About how many hours do you spend in a typical 7-day week doing each of the following? (Please respond to each item)	None	1-5	6-10	11-20	21-30	More than 30
a. Preparing for class (studying, reading, writing, rehearsing, doing homework, etc.)	<input type="radio"/>	<input type="radio"/>	<input type="radio"/>	<input type="radio"/>	<input type="radio"/>	<input type="radio"/>
b. Working for pay	<input type="radio"/>	<input type="radio"/>	<input type="radio"/>	<input type="radio"/>	<input type="radio"/>	<input type="radio"/>
c. Participating in college-sponsored activities (organizations, campus publications, student government, intramural sports, etc.)	<input type="radio"/>	<input type="radio"/>	<input type="radio"/>	<input type="radio"/>	<input type="radio"/>	<input type="radio"/>
d. Providing care for dependents living with you (parents, children, spouse, etc.)	<input type="radio"/>	<input type="radio"/>	<input type="radio"/>	<input type="radio"/>	<input type="radio"/>	<input type="radio"/>
e. Commuting to and from classes	<input type="radio"/>	<input type="radio"/>	<input type="radio"/>	<input type="radio"/>	<input type="radio"/>	<input type="radio"/>

11. How much has your experience <u>at this college</u> contributed to your knowledge, skills, and personal development in the following areas? (Please respond to each item)	Very much	Quite a bit	Some	Very little
a. Acquiring job- or work-related knowledge and skills	<input type="radio"/>	<input type="radio"/>	<input type="radio"/>	<input type="radio"/>
b. Writing clearly and effectively	<input type="radio"/>	<input type="radio"/>	<input type="radio"/>	<input type="radio"/>
c. Speaking clearly and effectively	<input type="radio"/>	<input type="radio"/>	<input type="radio"/>	<input type="radio"/>
d. Thinking critically and analytically	<input type="radio"/>	<input type="radio"/>	<input type="radio"/>	<input type="radio"/>
e. Solving numerical problems	<input type="radio"/>	<input type="radio"/>	<input type="radio"/>	<input type="radio"/>
f. Working effectively with others	<input type="radio"/>	<input type="radio"/>	<input type="radio"/>	<input type="radio"/>
g. Learning effectively on your own	<input type="radio"/>	<input type="radio"/>	<input type="radio"/>	<input type="radio"/>
h. Developing clearer career goals	<input type="radio"/>	<input type="radio"/>	<input type="radio"/>	<input type="radio"/>
i. Gaining information about career opportunities	<input type="radio"/>	<input type="radio"/>	<input type="radio"/>	<input type="radio"/>

12. This section has three parts. Please answer all three parts, indicating (1) how often you have used the following services during the current academic year, (2) how satisfied you are with the services, and (3) how important the services are to you at this college. (Please respond to each item)

	(1) Frequency of Use				(2) Satisfaction				(3) Importance		
	5 or more times	2-4 times	1 time	Never	Very	Some-what	Not at all	N.A.	Very	Some-what	Not at all
a. Academic advising/planning	<input type="radio"/>	<input type="radio"/>	<input type="radio"/>	<input type="radio"/>	<input type="radio"/>	<input type="radio"/>	<input type="radio"/>	<input type="radio"/>	<input type="radio"/>	<input type="radio"/>	<input type="radio"/>
b. Career counseling	<input type="radio"/>	<input type="radio"/>	<input type="radio"/>	<input type="radio"/>	<input type="radio"/>	<input type="radio"/>	<input type="radio"/>	<input type="radio"/>	<input type="radio"/>	<input type="radio"/>	<input type="radio"/>
c. Job placement assistance	<input type="radio"/>	<input type="radio"/>	<input type="radio"/>	<input type="radio"/>	<input type="radio"/>	<input type="radio"/>	<input type="radio"/>	<input type="radio"/>	<input type="radio"/>	<input type="radio"/>	<input type="radio"/>
d. Peer or other tutoring	<input type="radio"/>	<input type="radio"/>	<input type="radio"/>	<input type="radio"/>	<input type="radio"/>	<input type="radio"/>	<input type="radio"/>	<input type="radio"/>	<input type="radio"/>	<input type="radio"/>	<input type="radio"/>
e. Skill labs (writing, math, etc.)	<input type="radio"/>	<input type="radio"/>	<input type="radio"/>	<input type="radio"/>	<input type="radio"/>	<input type="radio"/>	<input type="radio"/>	<input type="radio"/>	<input type="radio"/>	<input type="radio"/>	<input type="radio"/>
f. Child care	<input type="radio"/>	<input type="radio"/>	<input type="radio"/>	<input type="radio"/>	<input type="radio"/>	<input type="radio"/>	<input type="radio"/>	<input type="radio"/>	<input type="radio"/>	<input type="radio"/>	<input type="radio"/>
g. Financial aid advising	<input type="radio"/>	<input type="radio"/>	<input type="radio"/>	<input type="radio"/>	<input type="radio"/>	<input type="radio"/>	<input type="radio"/>	<input type="radio"/>	<input type="radio"/>	<input type="radio"/>	<input type="radio"/>
h. Computer lab	<input type="radio"/>	<input type="radio"/>	<input type="radio"/>	<input type="radio"/>	<input type="radio"/>	<input type="radio"/>	<input type="radio"/>	<input type="radio"/>	<input type="radio"/>	<input type="radio"/>	<input type="radio"/>
i. Student organizations	<input type="radio"/>	<input type="radio"/>	<input type="radio"/>	<input type="radio"/>	<input type="radio"/>	<input type="radio"/>	<input type="radio"/>	<input type="radio"/>	<input type="radio"/>	<input type="radio"/>	<input type="radio"/>
j. Transfer advising/planning	<input type="radio"/>	<input type="radio"/>	<input type="radio"/>	<input type="radio"/>	<input type="radio"/>	<input type="radio"/>	<input type="radio"/>	<input type="radio"/>	<input type="radio"/>	<input type="radio"/>	<input type="radio"/>
k. Library resources and services	<input type="radio"/>	<input type="radio"/>	<input type="radio"/>	<input type="radio"/>	<input type="radio"/>	<input type="radio"/>	<input type="radio"/>	<input type="radio"/>	<input type="radio"/>	<input type="radio"/>	<input type="radio"/>
l. Services for students with disabilities	<input type="radio"/>	<input type="radio"/>	<input type="radio"/>	<input type="radio"/>	<input type="radio"/>	<input type="radio"/>	<input type="radio"/>	<input type="radio"/>	<input type="radio"/>	<input type="radio"/>	<input type="radio"/>
m. Services for active military and veterans	<input type="radio"/>	<input type="radio"/>	<input type="radio"/>	<input type="radio"/>	<input type="radio"/>	<input type="radio"/>	<input type="radio"/>	<input type="radio"/>	<input type="radio"/>	<input type="radio"/>	<input type="radio"/>

13. During the current academic term at this college, I completed registration before the first class session(s).

☐ Yes; I was registered for all of my courses before the first class session(s)  
☐ Mostly; I was registered for most of my courses before the first class session(s)  
☐ Partly; I was registered for some of my courses before the first class session(s)  
☐ No; I was not registered for any of my courses before the first class session(s)

14. The one response that best describes my experience with orientation when I first came to this college is:

☐ I took part in an online orientation prior to the beginning of classes  
☐ I attended an on-campus orientation prior to the beginning of classes  
☐ I enrolled in an orientation course as part of my course schedule during my first academic term  
☐ I was not aware of a college orientation  
☐ I was unable to participate in orientation due to scheduling or other issues

15. During my first academic year at this college, I participated in a first-year experience program.

☐ Yes  
☐ No

16. During my first academic term at this college, I participated in an organized learning community (a formal program in which groups of students take two or more classes together).

☐ Yes  
☐ No

17. During my first academic term at this college, I participated in a student success course (a course that teaches the skills needed to succeed in college).

☐ Yes  
☐ No

18. I was told that I should enroll in a developmental/remedial course (also referred to as Basic Skills, College Prep, etc.) in my first academic term at this college, and I...

☐ Did enroll in more than one of these courses  
☐ Did enroll in one of these courses  
☐ Did not enroll in any of these courses  
☐ Not applicable

SERIAL #

PLEASE DO NOT MARK IN THIS AREA



19. During the current academic term at this college, my instructors clearly explained a class attendance policy that specified how many classes I could miss without a penalty.

- ☐ All of my instructors explained a class attendance policy  
☐ Most of my instructors explained a class attendance policy  
☐ Some of my instructors explained a class attendance policy  
☐ None of my instructors explained a class attendance policy

20. Before the end of my first academic term at this college, an advisor helped me develop an academic plan (a personalized plan with a defined sequence of courses for completing a college certificate or degree and/or for transferring to a 4-year college or university).

- ☐ Yes  
☐ No  
☐ I'm still in my first academic term; I have not yet developed an academic plan

21. Someone at this college contacts me if I am struggling with my studies to help me get the assistance I need.

- ☐ Yes  
☐ No  
☐ Not applicable

22. During the current academic year at this college, I have participated in supplemental instruction/supplemental learning (extra class sessions with the instructor or an experienced student).

- ☐ Never  
☐ Less than 1 time a week  
☐ 1–2 times a week  
☐ 3–4 times a week  
☐ More than 4 times a week

23. How likely is it that the following issues would cause you to withdraw from class or from this college? (Please respond to each item)

- a. Working full-time  
b. Caring for dependents  
c. Academically unprepared  
d. Lack of finances  
e. Transfer to a 4-year college or university

Very likely	Likely	Somewhat likely	Not likely
<input type="radio"/>	<input type="radio"/>	<input type="radio"/>	<input type="radio"/>
<input type="radio"/>	<input type="radio"/>	<input type="radio"/>	<input type="radio"/>
<input type="radio"/>	<input type="radio"/>	<input type="radio"/>	<input type="radio"/>
<input type="radio"/>	<input type="radio"/>	<input type="radio"/>	<input type="radio"/>
<input type="radio"/>	<input type="radio"/>	<input type="radio"/>	<input type="radio"/>

Extremely	Quite a bit	Somewhat	Not very
-----------	-------------	----------	----------

24. How supportive are your friends of your attending this college?

<input type="radio"/>	<input type="radio"/>	<input type="radio"/>	<input type="radio"/>
-----------------------	-----------------------	-----------------------	-----------------------

25. How supportive is your immediate family of your attending this college?

<input type="radio"/>	<input type="radio"/>	<input type="radio"/>	<input type="radio"/>
-----------------------	-----------------------	-----------------------	-----------------------

26. Indicate which of the following are your reasons/goals for attending this college.  
(Please respond to each item)

- a. Complete a certificate program  
b. Obtain an associate degree  
c. Transfer to a 4-year college or university  
d. Obtain or update job-related skills  
e. Change careers  
f. Self-improvement/personal enjoyment

Yes	No
<input type="radio"/>	<input type="radio"/>
<input type="radio"/>	<input type="radio"/>
<input type="radio"/>	<input type="radio"/>
<input type="radio"/>	<input type="radio"/>
<input type="radio"/>	<input type="radio"/>
<input type="radio"/>	<input type="radio"/>

○○○○○○○○○○○○○○○○○○○○○○○○○○○○○○

27. Indicate which of the following are sources you use to pay for your tuition at this college.  
(Please respond to each item)

[illegible]

- 28. When do you plan to take classes at this college again?**

- ☐ I will accomplish my goal(s) during this academic term and will not be returning
- ☐ I have no current plan to return
- ☐ Within the next 12 months
- ☐ Uncertain

29. At this college, in what range is your overall college grade point average (GPA)?

- ☐ A
- ☐ B
- ☐ C
- ☐ D or lower
- ☐ I do not have a GPA at this college

30. In what range was your overall high school grade point average (GPA)?

- ☐ A
- ☐ B
- ☐ C
- ☐ D or lower
- ☐ I do not remember

31. When do you most frequently take classes at this college? (Mark only one)

- ☐ Day classes (morning or afternoon)
- ☐ Evening classes
- ☐ Weekend classes

32. During the current academic term, how many classes are you taking...  
(Please respond to each item)

[illegible]

33. How many total credit hours have you earned at this college, not counting the courses you are currently taking this academic term?

- ☐ None
- ☐ 1–14 credits
- ☐ 15–29 credits
- ☐ 30–44 credits
- ☐ 45–60 credits
- ☐ Over 60 credits

34. How many **total** academic terms have you been enrolled **at this college**?

- ☐ This is my first academic term
- ☐ This is my second academic term
- ☐ This is my third or fourth academic term
- ☐ This is my fifth or sixth academic term
- ☐ I have been enrolled more than six academic terms

35. Would you recommend **this college** to a friend or family member?

- ☐ Yes
- ☐ No

36. How would you evaluate your overall educational experience **at this college**?

- ☐ Excellent
- ☐ Good
- ☐ Fair
- ☐ Poor

37. Do you have children who live with you and depend on you for their care?

- ☐ Yes
- ☐ No

38. Mark your age group.

- ☐ Under 18
- ☐ 18–19
- ☐ 20–21
- ☐ 22–24
- ☐ 25–29
- ☐ 30–39
- ☐ 40–49
- ☐ 50–64
- ☐ 65+

39. Your gender identity:

- ☐ Man
- ☐ Woman
- ☐ Other
- ☐ I prefer not to respond

40. Are you married?

41. Is English your native (first) language?

42. Are you a current or former member of the U.S. Armed Forces, Reserves, or National Guard?

43. Are you an international student or non-resident alien?

44. Are you a student-athlete on a team sponsored by **this college's** athletics department?

45. What is your racial or ethnic identification? *(Mark all that apply)*

- ☐ American Indian or Alaska Native
- ☐ Asian
- ☐ Black or African American
- ☐ Hispanic or Latino
- ☐ Native Hawaiian
- ☐ Pacific Islander (non-Native Hawaiian)
- ☐ White
- ☐ Other
- ☐ I prefer not to respond

Yes No

☐

☐

☐

☐

☐

☐

☐

☐

☐

☐

46. What is the highest academic credential you have earned? *(Mark only one)*

- ☐ None
- ☐ GED
- ☐ High school diploma
- ☐ Vocational/technical certificate
- ☐ Associate degree
- ☐ Bachelor's degree
- ☐ Master's/doctoral/professional degree

47. Who in your family has attended at least some college? *(Mark all that apply)*

- ☐ Mother
- ☐ Father
- ☐ Brother/Sister
- ☐ Child
- ☐ Spouse/Partner
- ☐ Legal Guardian
- ☐ No one

**Additional Items**  
*(Please respond to these items if requested)*

- |   |   |
|---|---|
| 1. <input type="radio"/> A <input type="radio"/> B <input type="radio"/> C <input type="radio"/> D <input type="radio"/> E  | 11. <input type="radio"/> A <input type="radio"/> B <input type="radio"/> C <input type="radio"/> D <input type="radio"/> E |
| 2. <input type="radio"/> A <input type="radio"/> B <input type="radio"/> C <input type="radio"/> D <input type="radio"/> E  | 12. <input type="radio"/> A <input type="radio"/> B <input type="radio"/> C <input type="radio"/> D <input type="radio"/> E |
| 3. <input type="radio"/> A <input type="radio"/> B <input type="radio"/> C <input type="radio"/> D <input type="radio"/> E  | 13. <input type="radio"/> A <input type="radio"/> B <input type="radio"/> C <input type="radio"/> D <input type="radio"/> E |
| 4. <input type="radio"/> A <input type="radio"/> B <input type="radio"/> C <input type="radio"/> D <input type="radio"/> E  | 14. <input type="radio"/> A <input type="radio"/> B <input type="radio"/> C <input type="radio"/> D <input type="radio"/> E |
| 5. <input type="radio"/> A <input type="radio"/> B <input type="radio"/> C <input type="radio"/> D <input type="radio"/> E  | 15. <input type="radio"/> A <input type="radio"/> B <input type="radio"/> C <input type="radio"/> D <input type="radio"/> E |
| 6. <input type="radio"/> A <input type="radio"/> B <input type="radio"/> C <input type="radio"/> D <input type="radio"/> E  | 16. <input type="radio"/> A <input type="radio"/> B <input type="radio"/> C <input type="radio"/> D <input type="radio"/> E |
| 7. <input type="radio"/> A <input type="radio"/> B <input type="radio"/> C <input type="radio"/> D <input type="radio"/> E  | 17. <input type="radio"/> A <input type="radio"/> B <input type="radio"/> C <input type="radio"/> D <input type="radio"/> E |
| 8. <input type="radio"/> A <input type="radio"/> B <input type="radio"/> C <input type="radio"/> D <input type="radio"/> E  | 18. <input type="radio"/> A <input type="radio"/> B <input type="radio"/> C <input type="radio"/> D <input type="radio"/> E |
| 9. <input type="radio"/> A <input type="radio"/> B <input type="radio"/> C <input type="radio"/> D <input type="radio"/> E  | 19. <input type="radio"/> A <input type="radio"/> B <input type="radio"/> C <input type="radio"/> D <input type="radio"/> E |
| 10. <input type="radio"/> A <input type="radio"/> B <input type="radio"/> C <input type="radio"/> D <input type="radio"/> E | 20. <input type="radio"/> A <input type="radio"/> B <input type="radio"/> C <input type="radio"/> D <input type="radio"/> E |

Using the list provided, please fill in the bubbles that correspond to the code indicating your program, major, or pathway of study. In the top row, indicate the first number in the program code. In the bottom row, indicate the second number in the program code.

<input type="radio"/> 0	<input type="radio"/> 1	<input type="radio"/> 2	<input type="radio"/> 3	<input type="radio"/> 4	<input type="radio"/> 5	<input type="radio"/> 6	<input type="radio"/> 7	<input type="radio"/> 8	<input type="radio"/> 9
<input type="radio"/> 0	<input type="radio"/> 1	<input type="radio"/> 2	<input type="radio"/> 3	<input type="radio"/> 4	<input type="radio"/> 5	<input type="radio"/> 6	<input type="radio"/> 7	<input type="radio"/> 8	<input type="radio"/> 9

*(Please begin here)*

[illegible]

© 2017 CCCSE, The University of Texas at Austin, All Rights Reserved

PLEASE DO NOT MARK IN THIS AREA

[illegible]**SERIAL #**

**CCSSE Standard Item Set:  
The Working Learner**

**Please mark your responses on page 7 of the survey under *Additional Items*  
and not on this sheet.**

**Mark only one response for each item.**

- 1. Are you receiving a Pell Grant at this college during the current academic term?**
  - a. Yes
  - b. No
- 2. Currently, which is most important to you?**
  - a. Being a student
  - b. Being an employee
  - c. Being a student and being an employee are both equally important
- 3. Do you currently work for pay more than 40 hours per week?**
  - a. Yes
  - b. No
  - c. I am not currently working for pay
- 4. Have you worked for pay each academic term you have been enrolled at this college?**
  - a. Yes, I have worked for pay every academic term
  - b. No, I have worked for pay some academic terms but not all
  - c. No, I have not worked for pay while I have been enrolled at this college
- 5. How many jobs for pay do you currently have?**
  - a. None
  - b. One
  - c. Two
  - d. Three
  - e. Four or more
- 6. Do you currently work for pay on campus and/or off campus?**
  - a. On campus
  - b. Off campus
  - c. Both on campus and off campus
  - d. I am not currently working for pay
- 7. Does working for pay determine whether you are enrolled full-time or part-time at this college?**
  - a. Yes
  - b. No
  - c. I am not currently working for pay



8. **Are you currently working for pay in the same field as your program, major, or pathway of study?**
- a. Yes
  - b. No
  - c. I am not currently working for pay
  - d. I do not currently have a major, program or pathway of study
  - e. I am not currently working for pay and I do not have a major, program, or pathway of study
9. **Does working for pay make it difficult for you to take the courses you need for your program, major, or pathway of study at this college?**
- a. Yes
  - b. No
  - c. I am not currently working for pay
  - d. I do not currently have a major, program or pathway of study
  - e. I am not currently working for pay and I do not have a major, program, or pathway of study
10. **When thinking about your work schedule this academic term, how difficult was it to schedule your classes at this college?**
- a. Very difficult
  - b. Somewhat difficult
  - c. Not at all difficult
  - d. I am not currently working for pay
11. **Does your work schedule allow you to use this college's services (such as tutoring, academic advising, computer lab, etc.) when you need them?**
- a. All of the time
  - b. Most of the time
  - c. Some of the time
  - d. None of the time
  - e. I am not currently working for pay
12. **During this academic term at this college, how many times have you missed class because of work?**
- a. None
  - b. One time
  - c. Two times
  - d. Three or more times
  - e. I am not currently working for pay
13. **At this college, who are you most likely to go to for help catching up when you miss class because of work?**
- a. Instructors
  - b. Classmates
  - c. Tutors
  - d. No one
  - e. I am not currently working for pay

**14. Do your instructors at this college know how many hours you work per week?**

- a. All of them know
- b. Some of them know
- c. None of them know
- d. I am not currently working for pay

**15. At this college, has a staff member helped you decide how to balance the number of classes you take and the number of hours you work for pay?**

- a. Yes
- b. No
- c. I am not currently working for pay

## **Appendix B**

2021 Cohort Colleges by Comparison Group Size

Institution	City	State	Most Recent Year of Participation
<b>Small (&lt;4,500 credit students)</b>			
Aiken Technical College	Graniteville	SC	2024
Alamance Community College	Graham	NC	2022
Alexandria Technical & Community College	Alexandria	MN	2024
Allen Community College	Iola	KS	2024
Arkansas Northeastern College	Blytheville	AR	2023
Arkansas State University-Newport	Newport	AR	2023
Ashland Community and Technical College	Ashland	KY	2024
ASU Three Rivers	Malvern	AR	2022
Athens Technical College	Athens	GA	2022
Atlanta Metropolitan State College	Atlanta	GA	2022
Baltimore City Community College	Baltimore	MD	2022
Bay College	Escanaba	MI	2024
Belmont College	St. Clairsville	OH	2023
Berkshire Community College	Pittsfield	MA	2023
Big Sandy Community and Technical College	Prestonsburg	KY	2023
Black River Technical College	Pocahontas	AR	2023
Blue Mountain Community College	Pendelton	OR	2023
Blue Ridge Community College	Weyers Cave	VA	2023
Brazosport College	Lake Jackson	TX	2023
BridgeValley Community and Technical College	South Charleston	WV	2022
Butler County Community College	Butler	PA	2024
Cape Cod Community College	West Barnstable	MA	2022
Capital Community College	Hartford	CT	2024
Carl Albert State College	Poteau	OK	2023
Carteret Community College	Morehead City	NC	2022
Casper College	Casper	WY	2023
Cayuga Community College	Auburn	NY	2022
Cecil College	North East	MD	2022
Central Carolina Technical College	Sumter	SC	2024
Central Lakes College	Brainerd	MN	2022
Central Maine Community College	Auburn	ME	2022
Central Virginia Community College	Lynchburg	VA	2022
Central Wyoming College	Riverton	WY	2023
Centralia College	Centralia	WA	2023
Chipola College	Marianna	FL	2024
Clarendon College	Clarendon	TX	2024
Cleveland Community College	Shelby	NC	2024
Cleveland State Community College	Cleveland	TN	2023
Coahoma Community College	Clarksdale	MS	2023
Coastal Bend College	Beeville	TX	2023
Coconino Community College	Flagstaff	AZ	2024
College of Micronesia-FSM	Pohnpei	FM	2023
College of the Mainland	Texas City	TX	2023
College of the Marshall Islands	Majuro	MH	2024
Colorado Northwestern Community College	Rangely	CO	2024
Columbia Gorge Community College	The Dalles	OR	2023
Columbia-Greene Community College	Hudson	NY	2023
Compton College	Compton	CA	2023
Corning Community College	Corning	NY	2022
Cossatot Community College of the University of Arkansas	De Queen	AR	2023
Dakota College at Bottineau	Bottineau	ND	2024
Dakota County Technical College	Rosemount	MN	2022
Danville Area Community College	Danville	IL	2023
Diné College	Tsaile	AZ	2024
Drake State Community and Technical College	Huntsville	AL	2023
Dyersburg State Community College	Dyersburg	TN	2023

East Central College	Union	MO	2023
Eastern Maine Community College	Bangor	ME	2022
Eastern Wyoming College	Torrington	WY	2023
Ellsworth Community College	Iowa Falls	IA	2023
Ensign College	Salt Lake City	UT	2023
Flathead Valley Community College	Kalispell	MT	2022
Flint Hills Technical College	Emporia	KS	2024
Fond du Lac Tribal and Community College	Cloquet	MN	2023
Fulton-Montgomery Community College	Johnstown	NY	2022
Garden City Community College	Garden City	KS	2023
Gateway Community and Technical College	Florence	KY	2024
Gillette College	Gillette	WY	2023
Glen Oaks Community College	Centreville	MI	2024
Grays Harbor College	Aberdeen	WA	2024
Grayson College	Denison	TX	2024
Greenfield Community College	Greenfield	MA	2022
Gulf Coast State College	Panama City	FL	2022
Guttman Community College	New York	NY	2024
Hagerstown Community College	Hagerstown	MD	2023
Hawaii Community College	Hilo	HI	2024
Hazard Community and Technical College	Hazard	KY	2022
Helena College University of Montana	Helena	MT	2022
Henderson Community College	Henderson	KY	2024
Herkimer County Community College	Herkimer	NY	2022
Highland Community College	Freeport	IL	2023
Highland Community College	Highland	KS	2023
Holyoke Community College	Holyoke	MA	2024
Honolulu Community College	Honolulu	HI	2024
Hopkinsville Community College	Hopkinsville	KY	2024
Howard College	Big Spring	TX	2024
Illinois Eastern Community Colleges	Olney	IL	2024
Illinois Valley Community College	Oglesby	IL	2022
Independence Community College	Independence	KS	2023
Indian Hills Community College	Ottumwa	IA	2022
Inver Hills Community College	Inver Grove Heights	MN	2022
Iowa Lakes Community College	Estherville	IA	2024
Isothermal Community College	Spindale	NC	2022
Jackson College	Jackson	MI	2024
Jackson State Community College	Jackson	TN	2023
Jefferson Community College	Watertown	NY	2024
John A. Logan College	Carterville	IL	2023
Jones County Junior College	Ellisville	MS	2023
Kaskaskia College	Centralia	IL	2022
Kauai Community College	Lihue	HI	2024
Kellogg Community College	Battle Creek	MI	2023
Kennebec Valley Community College	Fairfield	ME	2022
Kirtland Community College	Grayling	MI	2023
Klamath Community College	Klamath Falls	OR	2024
Lake Land College	Mattoon	IL	2024
Lake Michigan College	Benton Harbor	MI	2024
Lake Region State College	Devils Lake	ND	2024
Lamar Community College	Lamar	CO	2024
Lamar Institute of Technology	Beaumont	TX	2024
Lamar State College Orange	Orange	TX	2023
Lamar State College Port Arthur	Port Arthur	TX	2022
Laramie County Community College	Cheyenne	WY	2023
Lawson State Community College	Birmingham	AL	2022
Linn-Benton Community College	Albany	OR	2024
Little Big Horn College	Crow Agency	MT	2023
Louisiana Delta Community College	Monroe	LA	2024

Lower Columbia College	Longview	WA	2022
Luna Community College	Las Vegas	NM	2024
Madisonville Community College	Madisonville	KY	2023
Marion Military Institute	Marion	AL	2024
Marshalltown Community College	Marshalltown	IA	2023
Massachusetts Bay Community College	Wellesley Hills	MA	2024
Maysville Community & Technical College	Maysville	KY	2023
Meridian Community College	Meridian	MS	2024
Mid-Plains Community College	North Platte	NE	2023
Mid-State Technical College	Wisconsin Rapids	WI	2022
Miles Community College	Miles City	MT	2023
Minnesota North College	Hibbing	MN	2023
Mississippi Delta Community College	Moorhead	MS	2023
Missouri State University-West Plains	West Plains	MO	2023
Mohave Community College	Kingman	AZ	2022
Monroe County Community College	Monroe	MI	2023
Montana State University Billings	Billings	MT	2022
Morgan Community College	Fort Morgan	CO	2024
Morton College	Cicero	IL	2022
Mount Wachusett Community College	Gardner	MA	2024
Mountain Empire Community College	Big Stone Gap	VA	2023
Mountwest Community and Technical College	Huntington	WV	2024
Muskegon Community College	Muskegon	MI	2023
Nashua Community College	Nashua	NH	2022
Nebraska Indian Community College	Macy	NE	2022
Neosho County Community College	Chanute	KS	2022
New Mexico Junior College	Hobbs	NM	2022
NMSU Alamogordo	Alamogordo	NM	2023
North Arkansas College	Harrison	AR	2024
North Central Michigan College	Petoskey	MI	2023
North Central State College	Mansfield	OH	2023
North Florida College	Madison	FL	2023
North Iowa Area Community College	Mason City	IA	2023
Northeast Alabama Community College	Rainsville	AL	2023
Northeast Iowa Community College	Calmar	IA	2022
Northeast Mississippi Community College	Booneville	MS	2023
Northeast Texas Community College	Mount Pleasant	TX	2023
Northeastern Junior College	Sterling	CO	2023
Northern Maine Community College	Presque Isle	ME	2022
Northern Oklahoma College	Tonkawa	OK	2024
Northland Community and Technical College	Thief River Falls	MN	2022
Northshore Technical Community College	Lacombe	LA	2022
Northwest College	Powell	WY	2023
Northwest State Community College	Archbold	OH	2022
Northwood Technical College	Shell Lake	WI	2024
Oklahoma State University Institute of Technology	Okmulgee	OK	2024
Olive - Harvey College	Chicago	IL	2022
Oregon Coast Community College	Newport	OR	2024
Otero College	La Junta	CO	2023
Owensboro Community and Technical College	Owensboro	KY	2023
Ozarka College	Melbourne	AR	2023
Panola College	Carthage	TX	2024
Paris Junior College	Paris	TX	2024
Patrick & Henry Community College	Martinsville	VA	2024
Paul D. Camp Community College	Franklin	VA	2023
Peninsula College	Port Angeles	WA	2023
Phillips Community College of the University of Arkansas	Helena-West Helena	AR	2024
Piedmont Technical College	Greenwood	SC	2023
Porterville College	Porterville	CA	2022
Ranger College	Ranger	TX	2024

Red Lake Nation College	Red Lake	MN	2024
Rend Lake College	Ina	IL	2024
Rhodes State College	Lima	OH	2023
River Parishes Community College	Gonzales	LA	2023
Riverland Community College	Austin	MN	2023
Roanoke-Chowan Community College	Ahoskie	NC	2023
Robeson Community College	Lumberton	NC	2024
Rogue Community College	Grants Pass	OR	2024
Saginaw Chippewa Tribal College	Mount Pleasant	MI	2023
Salem Community College	Carneys Point	NJ	2023
Salish Kootenai College	Pablo	MT	2023
Seward County Community College	Liberal	KS	2022
Shawnee Community College	Ullin	IL	2022
Sheridan College	Sheridan	WY	2023
Skagit Valley College	Mount Vernon	WA	2022
South Arkansas College	El Dorado	AR	2024
South Florida State College	Avon Park	FL	2022
South Mountain Community College	Phoenix	AZ	2023
South Piedmont Community College	Monroe	NC	2024
Southeast Kentucky Community & Technical College	Cumberland	KY	2022
Southeastern Community College	West Burlington	IA	2024
Southeastern Community College	Whiteville	NC	2024
Southern Arkansas University Tech	Camden	AR	2023
Southern State Community College	Hillsboro	OH	2023
Southside Virginia Community College	Alberta	VA	2023
Southwest Virginia Community College	Cedar Bluff	VA	2024
Southwestern Community College	Creston	IA	2023
Southwestern Indian Polytechnic Institute	Albuquerque	NM	2023
Southwestern Michigan College	Dowagiac	MI	2024
Southwestern Oregon Community College	Coos Bay	OR	2024
SOWELA Technical Community College	Lake Charles	LA	2023
Spokane Falls Community College	Spokane	WA	2022
Spoon River College	Canton	IL	2022
Springfield Technical Community College	Springfield	MA	2024
St. Cloud Technical and Community College	St. Cloud	MN	2024
Stanly Community College	Albemarle	NC	2023
State Fair Community College	Sedalia	MO	2024
Stone Child College	Box Elder	MT	2024
SUNY Adirondack	Queensbury	NY	2022
Surry Community College	Dobson	NC	2023
Sussex County Community College	Newton	NJ	2024
Taft College	Taft	CA	2024
Technical College of the Lowcountry	Beaufort	SC	2024
Terra State Community College	Fremont	OH	2022
Texarkana College	Texarkana	TX	2024
The College of the Florida Keys	Key West	FL	2024
Treasure Valley Community College	Ontario	OR	2024
UH Maui College	Kahului	HI	2024
United Tribes Technical College	Bismarck	ND	2023
University of Arkansas Community College at Batesville	Batesville	AR	2024
University of Arkansas Community College at Morrilton	Morrilton	AR	2024
University of Arkansas Community College Rich Mountain	Mena	AR	2024
University of New Mexico - Valencia Campus	Los Lunas	NM	2023
University of New Mexico, Taos	Ranchos de Taos	NM	2022
University of New Mexico-Los Alamos Campus	Los Alamos	NM	2024
University of South Carolina Lancaster	Lancaster	SC	2023
University of South Carolina Salkehatchie	Allendale	SC	2023
University of South Carolina Sumter	Sumter	SC	2023
University of South Carolina Union	Union	SC	2023
University of the District of Columbia Community College	Washington	DC	2023

Vernon College	Vernon	TX	2023
Victoria College	Victoria	TX	2022
Washington County Community College	Calais	ME	2022
Wenatchee Valley College	Wenatchee	WA	2022
Western Nebraska Community College	Scottsbluff	NE	2023
Western Nevada College	Carson City	NV	2023
Western Technical College	La Crosse	WI	2023
Western Wyoming Community College	Rock Springs	WY	2023
White Earth Tribal and Community College	Mahnomen	MN	2024
Wilkes Community College	Wilkesboro	NC	2024
Windward Community College	Kaneohe	HI	2024
Wor-Wic Community College	Salisbury	MD	2022
Wytheville Community College	Wytheville	VA	2024
York County Community College	Wells	ME	2022
<b>Medium (4,500 to 7,999 credit students)</b>			
Aims Community College	Greeley	CO	2023
Alvin Community College	Alvin	TX	2023
Bossier Parish Community College	Bossier City	LA	2022
Butler Community College	El Dorado	KS	2024
Cañada College	Redwood City	CA	2024
Central Community College	Grand Island	NE	2023
Century College	White Bear Lake	MN	2024
Chattanooga State Community College	Chattanooga	TN	2023
Chemeketa Community College	Salem	OR	2024
Clark State College	Springfield	OH	2024
Clovis Community College	Fresno	CA	2023
Coastal Alabama Community College	Bay Minette	AL	2023
College of Central Florida	Ocala	FL	2022
College of Southern Idaho	Twin Falls	ID	2023
College of Southern Maryland	La Plata	MD	2023
Colorado Mountain College	Glenwood Springs	CO	2023
Columbia State Community College	Columbia	TN	2023
Community College of Denver	Denver	CO	2024
Doña Ana Community College	Las Cruces	NM	2023
Eastern Iowa Community Colleges	Davenport	IA	2023
Elizabethtown Community & Technical College	Elizabethtown	KY	2024
Essex County College	Newark	NJ	2022
Everett Community College	Everett	WA	2024
Forsyth Technical Community College	Winston-Salem	NC	2023
Frederick Community College	Frederick	MD	2024
Gaston College	Dallas	NC	2024
GateWay Community College	Phoenix	AZ	2023
Germanna Community College	Locust Grove	VA	2023
Heartland Community College	Normal	IL	2023
Horry-Georgetown Technical College	Conway	SC	2024
Illinois Central College	East Peoria	IL	2024
Itawamba Community College	Fulton	MS	2024
Kalamazoo Valley Community College	Kalamazoo	MI	2024
Kansas City Kansas Community College	Kansas City	KS	2023
Kapi`olani Community College	Honolulu	HI	2024
Lakeland Community College	Kirtland	OH	2023
Lane Community College	Eugene	OR	2024
Lee College	Baytown	TX	2022
Leeward Community College	Pearl City	HI	2024
Lehigh Carbon Community College	Schnecksville	PA	2024
Lincoln Land Community College	Springfield	IL	2024
Los Medanos College	Pittsburg	CA	2023
Massasoit Community College	Brockton	MA	2022
McLennan Community College	Waco	TX	2024
Middlesex Community College	Lowell	MA	2022



Mohawk Valley Community College	Utica	NY	2022
Monterey Peninsula College	Monterey	CA	2023
Motlow State Community College	Tullahoma	TN	2023
Mott Community College	Flint	MI	2023
Mt. Hood Community College	Gresham	OR	2024
Nashville State Community College	Nashville	TN	2024
Navarro College	Corsicana	TX	2024
North Hennepin Community College	Brooklyn Park	MN	2022
North Idaho College	Coeur dAlene	ID	2023
Northeast Community College	Norfolk	NE	2023
Northeast Lakeview College	Universal City	TX	2023
Northeast State Community College	Blountville	TN	2023
Northwest Florida State College	Niceville	FL	2022
Oakton Community College	Des Plaines	IL	2024
Ocean County College	Toms River	NJ	2022
Odessa College	Odessa	TX	2024
Olympic College	Bremerton	WA	2024
Paradise Valley Community College	Phoenix	AZ	2023
Passaic County Community College	Paterson	NJ	2023
Piedmont Virginia Community College	Charlottesville	VA	2023
Pierce College District	Lakewood	WA	2023
Pueblo Community College	Pueblo	CO	2022
Raritan Valley Community College	Branchburg	NJ	2024
Red Rocks Community College	Lakewood	CO	2023
Reynolds Community College	Richmond	VA	2022
Roane State Community College	Harriman	TN	2023
Rock Valley College	Rockford	IL	2023
San Jose City College	San Jose	CA	2023
San Juan College	Farmington	NM	2023
Scottsdale Community College	Scottsdale	AZ	2023
Somerset Community College	Somerset	KY	2024
Southcentral Kentucky Community and Technical College	Bowling Green	KY	2024
Southern Maine Community College	South Portland	ME	2022
Southwest Tennessee Community College	Memphis	TN	2023
Southwest Texas Junior College	Uvalde	TX	2023
Spartanburg Community College	Spartanburg	SC	2024
Spokane Community College	Spokane	WA	2022
St. Charles Community College	St. Louis	MO	2023
Tacoma Community College	Tacoma	WA	2024
Tarrant County College Northwest Campus	Fort Worth	TX	2022
Tarrant County College South Campus	Fort Worth	TX	2022
Tarrant County College Trinity River Campus	Fort Worth	TX	2022
Temple College	Temple	TX	2022
Texas Southmost College	Brownsville	TX	2023
Tompkins Cortland Community College	Dryden	NY	2022
Trinity Valley Community College	Athens	TX	2023
Union College of Union County, NJ	Cranford	NJ	2023
University of Cincinnati Blue Ash College	Cincinnati	OH	2023
University of Cincinnati Clermont College	Batavia	OH	2023
Volunteer State Community College	Gallatin	TN	2023
Walters State Community College	Morristown	TN	2023
Waubonsee Community College	Sugar Grove	IL	2024
West Kentucky Community and Technical College	Paducah	KY	2022
West Valley College	Saratoga	CA	2024
Wharton County Junior College	Wharton	TX	2023
<b>Large (8,000 to 14,999 credit students)</b>			
Amarillo College	Amarillo	TX	2024
Anne Arundel Community College	Arnold	MD	2024
Antelope Valley College	Lancaster	CA	2024
Arapahoe Community College	Littleton	CO	2024

Arizona Western College	Yuma	AZ	2024
Bergen Community College	Paramus	NJ	2024
Bluegrass Community and Technical College	Lexington	KY	2022
Brookdale Community College	Lincroft	NJ	2022
Bunker Hill Community College	Boston	MA	2024
Butte College	Oroville	CA	2022
Central Texas College	Killeen	TX	2023
Chandler-Gilbert Community College	Chandler	AZ	2023
Chippewa Valley Technical College	Eau Claire	WI	2024
Citrus College	Glendora	CA	2022
College of Lake County	Grayslake	IL	2024
College of the Desert	Palm Desert	CA	2024
Community College of Philadelphia	Philadelphia	PA	2022
Community College of Rhode Island	Warwick	RI	2023
Cuesta College	San Luis Obispo	CA	2023
Cuyahoga Community College - District	Cleveland	OH	2024
Daytona State College	Daytona Beach	FL	2024
Del Mar College	Corpus Christi	TX	2023
Dutchess Community College - SUNY	Poughkeepsie	NY	2022
Estrella Mountain Community College	Avondale	AZ	2023
Evergreen Valley College	San Jose	CA	2023
Florida SouthWestern State College	Fort Myers	FL	2023
Gateway Technical College	Kenosha	WI	2024
Glendale Community College	Glendale	AZ	2023
Golden West College	Huntington Beach	CA	2024
Grand Rapids Community College	Grand Rapids	MI	2023
Guilford Technical Community College	Jamestown	NC	2023
Harper College	Palatine	IL	2024
Howard Community College	Columbia	MD	2024
Jefferson Community and Technical College	Louisville	KY	2023
Joliet Junior College	Joliet	IL	2023
Kirkwood Community College	Cedar Rapids	IA	2023
Laredo College	Laredo	TX	2023
Lorain County Community College	Elyria	OH	2024
Madera Community College	Madera	CA	2024
Madison Area Technical College	Madison	WI	2024
McHenry County College	Crystal Lake	IL	2023
Merced College	Merced	CA	2024
Metropolitan Community College	Kansas City	MO	2024
Metropolitan Community College	Omaha	NE	2023
Middlesex College	Edison	NJ	2024
Milwaukee Area Technical College	Milwaukee	WI	2022
Mississippi Gulf Coast Community College	Perkinston	MS	2022
Modesto Junior College	Modesto	CA	2023
Montgomery County Community College	Blue Bell	PA	2024
Mt. San Jacinto College	San Jacinto	CA	2023
Nassau Community College	Garden City	NY	2023
Northampton Community College	Bethlehem	PA	2024
Onondaga Community College	Syracuse	NY	2022
Ozarks Technical Community College	Springfield	MO	2022
Palo Alto College	San Antonio	TX	2023
Pasco-Hernando State College	New Port Richey	FL	2022
Pellissippi State Community College	Knoxville	TN	2023
Phoenix College	Phoenix	AZ	2023
Pikes Peak State College	Colorado Springs	CO	2024
Polk State College	Winter Haven	FL	2024
Prince George's Community College	Largo	MD	2022
Santa Fe College	Gainesville	FL	2022
Schoolcraft College	Livonia	MI	2022
Southeast Community College	Lincoln	NE	2023

St. Philip's College	San Antonio	TX	2022
Stark State College	North Canton	OH	2024
State College of Florida, Manatee-Sarasota	Bradenton	FL	2022
Tarrant County College Connect Campus	Fort Worth	TX	2022
Tarrant County College Northeast Campus	Fort Worth	TX	2022
Tarrant County College Southeast Campus	Fort Worth	TX	2022
Triton College	River Grove	IL	2024
Tulsa Community College	Tulsa	OK	2024
Tyler Junior College	Tyler	TX	2024
Westchester Community College	Valhalla	NY	2024
<b>Extra-Large (15,000+ credit students)</b>			
Bakersfield College	Bakersfield	CA	2022
Broward College	Ft. Lauderdale	FL	2023
College of DuPage	Glen Ellyn	IL	2024
College of Southern Nevada	Las Vegas	NV	2024
Columbus State Community College	Columbus	OH	2023
Community College of Baltimore County	Baltimore	MD	2024
Dallas College	Dallas	TX	2024
Eastern Gateway Community College	Steubenville	OH	2022
El Paso Community College	El Paso	TX	2022
Florida State College at Jacksonville	Jacksonville	FL	2023
Fresno City College	Fresno	CA	2023
Front Range Community College	Westminster	CO	2023
Houston Community College	Houston	TX	2024
Lone Star College System	The Woodlands	TX	2023
Mesa Community College	Mesa	AZ	2023
Miami Dade College	Miami	FL	2022
Northern Virginia Community College	Annandale	VA	2024
Northwest Vista College	San Antonio	TX	2023
Orange Coast College	Costa Mesa	CA	2024
Palm Beach State College	Lake Worth	FL	2022
Palomar College	San Marcos	CA	2024
Pima Community College	Tucson	AZ	2022
Portland Community College	Portland	OR	2024
Rio Salado College	Tempe	AZ	2023
San Antonio College	San Antonio	TX	2023
Seminole State College of Florida	Sanford	FL	2023
Sinclair Community College	Dayton	OH	2023
South Texas College	McAllen	TX	2024
St. Petersburg College	St. Petersburg	FL	2024
Suffolk County Community College	Selden	NY	2023
Vincennes University	Vincennes	IN	2022
Wake Technical Community College	Raleigh	NC	2024

## **Appendix C**

2024 CCSSE Data File

## Community College Survey of Student Engagement (CCSSE) 2024 Administration

		Your College		2024 Small Colleges	
Item	Responses	Count	Percent	Count	Percent
Standard CCSSE Questions					
Item 1					
1. Did you begin college at this college or elsewhere?	Started here	246	70.1	47,521	73.3
	Started elsewhere	105	29.9	17,282	26.7
	Total	351	100.0	64,803	100.0
Item 4: In your experiences at this college during the current academic year, about how often have you done each of the following?					
4a. Asked questions in class or contributed to class discussions	Never	8	2.2	1,899	2.9
	Sometimes	101	28.8	18,184	28.1
	Often	108	30.9	22,440	34.6
	Very often	134	38.1	22,256	34.4
	Total	351	100.0	64,779	100.0
4b. Made a class presentation	Never	110	31.4	19,614	30.3
	Sometimes	118	33.7	25,968	40.1
	Often	87	25.0	12,836	19.8
	Very often	35	9.9	6,276	9.7
	Total	350	100.0	64,694	100.0
4c. Prepared two or more drafts of a paper or assignment before turning it in	Never	107	30.6	13,460	20.9
	Sometimes	107	30.4	20,572	31.9
	Often	80	22.9	18,216	28.3
	Very often	57	16.1	12,229	19.0
	Total	351	100.0	64,477	100.0
4d. Worked on a paper or project that required integrating ideas or information from various sources	Never	43	12.3	5,622	8.7
	Sometimes	75	21.6	15,312	23.7
	Often	127	36.3	23,233	36.0
	Very often	104	29.8	20,416	31.6
	Total	349	100.0	64,582	100.0
4e. Come to class without completing readings or assignments	Never	189	54.3	27,616	42.8
	Sometimes	122	34.9	28,719	44.5
	Often	21	6.1	5,426	8.4
	Very often	16	4.7	2,777	4.3
	Total	348	100.0	64,538	100.0
4f. Worked with other students on projects during class	Never	82	23.7	12,697	19.7
	Sometimes	105	30.3	22,412	34.8
	Often	103	29.5	17,440	27.1
	Very often	58	16.6	11,822	18.4
	Total	348	100.0	64,372	100.0
4g. Worked with classmates outside of class to prepare class assignments	Never	153	44.1	27,464	42.6
	Sometimes	117	33.7	20,904	32.4
	Often	52	14.9	10,218	15.8
	Very often	25	7.3	5,932	9.2
	Total	347	100.0	64,519	100.0
4h. Tutored or taught other students (paid or voluntary)	Never	282	81.7	48,291	74.9
	Sometimes	55	16.1	10,908	16.9
	Often	7	2.0	3,330	5.2
	Very often	1	0.2	1,974	3.1
	Total	345	100.0	64,503	100.0
4i. Participated in a community-based project (service-learning activity) as part of a regular course	Never	260	74.3	46,139	71.5
	Sometimes	66	18.8	12,085	18.7
	Often	13	3.6	4,056	6.3
	Very often	11	3.2	2,205	3.4
	Total	350	100.0	64,486	100.0
4j. Used e-mail to communicate with an instructor	Never	3	0.9	1,916	3.0
	Sometimes	80	22.8	13,878	21.5
	Often	111	31.6	19,576	30.3
	Very often	156	44.7	29,176	45.2
	Total	350	100.0	64,545	100.0
4k. Discussed grades or assignments with an instructor	Never	35	10.0	5,449	8.4
	Sometimes	147	42.5	23,562	36.5
	Often	96	27.9	19,045	29.5
	Very often	68	19.6	16,582	25.7
	Total	346	100.0	64,638	100.0
4l. Talked about career plans with an instructor or advisor	Never	83	23.8	12,504	19.4
	Sometimes	147	42.2	26,389	40.9
	Often	67	19.3	15,015	23.3
	Very often	51	14.7	10,610	16.4
	Total	349	100.0	64,518	100.0
4m. Discussed ideas from your readings or classes with instructors outside of class	Never	172	49.4	26,763	41.6
	Sometimes	133	38.1	23,659	36.7
	Often	30	8.6	8,770	13.6
	Very often	14	4.0	5,187	8.1

	<b>Total</b>	<b>349</b>	<b>100.0</b>	<b>64,378</b>	<b>100.0</b>
4n. Received prompt feedback (written or oral) from instructors on your performance	Never	3	0.9	3,052	4.7
	Sometimes	94	27.1	16,505	25.6
	Often	128	37.0	25,040	38.8
	Very often	121	34.9	19,976	30.9
	<b>Total</b>	<b>345</b>	<b>100.0</b>	<b>64,573</b>	<b>100.0</b>
4o. Worked harder than you thought you could to meet an instructor's standards or expectations	Never	45	13.1	5,932	9.2
	Sometimes	127	36.8	22,355	34.6
	Often	101	29.2	22,182	34.4
	Very often	72	20.9	14,062	21.8
	<b>Total</b>	<b>345</b>	<b>100.0</b>	<b>64,531</b>	<b>100.0</b>
4p. Worked with instructors on activities other than coursework	Never	228	66.1	38,915	60.6
	Sometimes	80	23.1	15,979	24.9
	Often	23	6.8	6,025	9.4
	Very often	14	4.0	3,299	5.1
	<b>Total</b>	<b>344</b>	<b>100.0</b>	<b>64,218</b>	<b>100.0</b>
4q. Discussed ideas from your readings or classes with others outside of class (students, family members, co-workers, etc.)	Never	37	10.6	9,594	14.9
	Sometimes	135	38.8	23,481	36.4
	Often	112	32.2	17,864	27.7
	Very often	64	18.4	13,646	21.1
	<b>Total</b>	<b>348</b>	<b>100.0</b>	<b>64,585</b>	<b>100.0</b>
4r. Had serious conversations with students who differ from you	Never	161	46.2	24,805	38.4
	Sometimes	111	31.9	23,798	36.9
	Often	54	15.6	10,330	16.0
	Very often	22	6.3	5,601	8.7
	<b>Total</b>	<b>348</b>	<b>100.0</b>	<b>64,535</b>	<b>100.0</b>
4s. Skipped class	Never	288	82.3	43,807	67.8
	Sometimes	58	16.5	18,187	28.2
	Often	2	0.4	1,878	2.9
	Very often	3	0.8	717	1.1
	<b>Total</b>	<b>350</b>	<b>100.0</b>	<b>64,591</b>	<b>100.0</b>
<b>Item 5: During the current academic year, how much has your coursework at this college emphasized the following mental activities?</b>					
5a. Memorizing facts, ideas, or methods from your courses and readings so you can repeat them in pretty much the same form	Very little	34	10.2	4,727	7.5
	Some	107	32.1	18,175	28.7
	Quite a bit	118	35.4	23,694	37.4
	Very much	74	22.3	16,697	26.4
	<b>Total</b>	<b>333</b>	<b>100.0</b>	<b>63,293</b>	<b>100.0</b>
5b. Analyzing the basic elements of an idea, experience, or theory	Very little	9	2.5	2,437	3.9
	Some	88	26.4	15,285	24.2
	Quite a bit	145	43.4	26,702	42.3
	Very much	93	27.7	18,658	29.6
	<b>Total</b>	<b>335</b>	<b>100.0</b>	<b>63,082</b>	<b>100.0</b>
5c. Forming a new idea or understanding from various pieces of information	Very little	21	6.4	2,703	4.3
	Some	75	22.5	15,573	24.7
	Quite a bit	154	46.2	25,721	40.8
	Very much	83	24.9	19,030	30.2
	<b>Total</b>	<b>333</b>	<b>100.0</b>	<b>63,026</b>	<b>100.0</b>
5d. Making judgements about the value or soundness of information, arguments, or methods	Very little	40	12.0	6,699	10.6
	Some	113	33.5	19,798	31.4
	Quite a bit	126	37.6	22,068	35.0
	Very much	57	16.9	14,467	23.0
	<b>Total</b>	<b>336</b>	<b>100.0</b>	<b>63,033</b>	<b>100.0</b>
5e. Applying theories or concepts to practical problems or in new situations	Very little	21	6.1	4,535	7.2
	Some	89	26.5	17,421	27.6
	Quite a bit	129	38.5	22,765	36.1
	Very much	97	28.9	18,380	29.1
	<b>Total</b>	<b>336</b>	<b>100.0</b>	<b>63,102</b>	<b>100.0</b>
5f. Using information you have read or heard to perform a new skill	Very little	10	3.0	3,698	5.8
	Some	61	18.1	14,080	22.3
	Quite a bit	133	39.4	22,354	35.3
	Very much	133	39.4	23,148	36.6
	<b>Total</b>	<b>337</b>	<b>100.0</b>	<b>63,279</b>	<b>100.0</b>
<b>Item 6: During the current academic year, how much reading and writing have you done at this college?</b>					
6a. Number of assigned textbooks, manuals, books, or packets of course readings	None	6	1.7	2,065	3.3
	1-4	164	49.1	26,785	42.9
	5-10	80	23.9	16,523	26.5
	11-20	42	12.7	8,222	13.2
	More than 20	42	12.6	8,816	14.1
	<b>Total</b>	<b>334</b>	<b>100.0</b>	<b>62,410</b>	<b>100.0</b>
6b. Number of books read on your own (not assigned) for personal enjoyment or academic enrichment	None	96	28.7	21,808	34.8
	1-4	170	51.0	27,294	43.6
	5-10	40	11.9	7,684	12.3
	11-20	12	3.6	2,770	4.4
	More than 20	16	4.8	3,026	4.8
	<b>Total</b>	<b>334</b>	<b>100.0</b>	<b>62,582</b>	<b>100.0</b>
Number of written papers or reports of any length [ACCHA	None	53	15.9	7,477	12.0
	1-4	132	39.6	21,352	34.1
	5-10	79	23.8	18,437	29.5

	11–20	46	13.9	9,326	14.9
	More than 20	23	6.9	5,957	9.5
	<b>Total</b>	<b>334</b>	<b>100.0</b>	<b>62,549</b>	<b>100.0</b>
<b>Item 7</b>					
7. Mark the response that best represents the extent to which your examinations during the current academic year have challenged you to do your best work at this college	Extremely easy	3	0.9	468	0.8
	(2)	8	2.3	928	1.5
	(3)	10	3.1	2,764	4.5
	(4)	46	13.8	11,857	19.4
	(5)	106	31.3	19,429	31.8
	(6)	139	41.3	17,043	27.9
	Extremely challenging	25	7.3	8,545	14.0
	<b>Total</b>	<b>337</b>	<b>100.0</b>	<b>61,035</b>	<b>100.0</b>
<b>Item 8: Which of the following have you done, or are you currently doing at this college?</b>					
8a. Internship, field experience, co-op experience, or clinical assignment	No	243	72.3	45,675	73.8
	Yes	93	27.7	16,248	26.2
	<b>Total</b>	<b>335</b>	<b>100.0</b>	<b>61,924</b>	<b>100.0</b>
8b. An English course taught specifically for students whose first language is not English (ESL, ESOL)	No	323	96.8	57,963	93.9
	Yes	11	3.2	3,779	6.1
	<b>Total</b>	<b>334</b>	<b>100.0</b>	<b>61,742</b>	<b>100.0</b>
8c. Developmental/remedial reading course (also referred to as Basic Skills, College Prep, etc.)	No	292	87.0	49,813	80.6
	Yes	44	13.0	11,969	19.4
	<b>Total</b>	<b>335</b>	<b>100.0</b>	<b>61,782</b>	<b>100.0</b>
8d. Developmental/remedial writing course (also referred to as Basic Skills, College Prep, etc.)	No	278	83.2	48,426	78.4
	Yes	56	16.8	13,355	21.6
	<b>Total</b>	<b>334</b>	<b>100.0</b>	<b>61,780</b>	<b>100.0</b>
8e. Developmental/remedial math course (also referred to as Basic Skills, College Prep, etc.)	No	277	82.6	46,113	74.5
	Yes	58	17.4	15,743	25.5
	<b>Total</b>	<b>335</b>	<b>100.0</b>	<b>61,856</b>	<b>100.0</b>
8f. Honors course	No	329	98.5	57,121	93.0
	Yes	5	1.5	4,291	7.0
	<b>Total</b>	<b>334</b>	<b>100.0</b>	<b>61,412</b>	<b>100.0</b>
<b>Item 9: How much does this college emphasize the following?</b>					
9a. Encouraging you to spend significant amounts of time studying	Very little	9	2.8	2,301	3.7
	Some	86	26.7	13,805	22.3
	Quite a bit	151	47.0	25,248	40.8
	Very much	75	23.5	20,486	33.1
	<b>Total</b>	<b>321</b>	<b>100.0</b>	<b>61,839</b>	<b>100.0</b>
9b. Providing the support you need to help you succeed at this college	Very little	4	1.3	2,021	3.3
	Some	40	12.5	10,733	17.4
	Quite a bit	118	37.1	23,380	37.9
	Very much	156	49.2	25,636	41.5
	<b>Total</b>	<b>317</b>	<b>100.0</b>	<b>61,769</b>	<b>100.0</b>
9c. Encouraging contact among students from different economic, social, and racial or ethnic backgrounds	Very little	43	13.5	7,626	12.4
	Some	98	30.7	16,966	27.5
	Quite a bit	94	29.2	19,652	31.9
	Very much	85	26.5	17,358	28.2
	<b>Total</b>	<b>320</b>	<b>100.0</b>	<b>61,603</b>	<b>100.0</b>
9d. Helping you cope with your non-academic responsibilities (work, family, etc.)	Very little	82	25.8	17,308	28.1
	Some	102	32.2	20,567	33.4
	Quite a bit	73	22.9	14,084	22.9
	Very much	61	19.1	9,678	15.7
	<b>Total</b>	<b>317</b>	<b>100.0</b>	<b>61,637</b>	<b>100.0</b>
9e. Providing the support you need to thrive socially	Very little	54	17.0	11,552	18.8
	Some	117	37.2	21,442	34.8
	Quite a bit	83	26.4	16,887	27.4
	Very much	62	19.5	11,721	19.0
	<b>Total</b>	<b>316</b>	<b>100.0</b>	<b>61,602</b>	<b>100.0</b>
9f. Providing the financial support you need to afford your education	Very little	61	19.3	8,979	14.6
	Some	74	23.5	15,082	24.5
	Quite a bit	97	30.8	17,401	28.2
	Very much	83	26.4	20,176	32.7
	<b>Total</b>	<b>316</b>	<b>100.0</b>	<b>61,638</b>	<b>100.0</b>
<b>Item 10: About how many hours do you spend in a typical 7-day week doing each of the following?</b>					
10a. Preparing for class (studying, reading, writing, rehearsing, doing homework, etc.)	None	2	0.6	1,014	1.6
	1–5	93	29.0	21,914	35.6
	6–10	104	32.4	18,300	29.7
	11–20	73	22.7	12,082	19.6
	21–30	33	10.4	5,045	8.2
	More than 30	16	4.9	3,230	5.2
	<b>Total</b>	<b>321</b>	<b>100.0</b>	<b>61,585</b>	<b>100.0</b>
10b. Working for pay	None	60	18.7	15,263	24.9
	1–5	15	4.8	4,679	7.6
	6–10	24	7.4	5,423	8.8
	11–20	41	12.8	8,596	14.0
	21–30	46	14.5	9,540	15.6
	More than 30	134	41.9	17,802	29.0
	<b>Total</b>	<b>320</b>	<b>100.0</b>	<b>61,302</b>	<b>100.0</b>
	None	248	77.2	45,880	74.7

10c. Participating in college-sponsored activities (organizations, campus publications, student government, intramural sports, etc.)	1–5	58	18.0	10,203	16.6
	6–10	8	2.5	2,392	3.9
	11–20	6	1.8	1,431	2.3
	21–30	0	N/A	662	1.1
	More than 30	2	0.6	848	1.4
	<b>Total</b>	<b>321</b>	<b>100.0</b>	<b>61,416</b>	<b>100.0</b>
10d. Providing care for dependents living with you (parents, children, spouse, etc.)	None	138	43.0	28,201	46.0
	1–5	46	14.4	10,040	16.4
	6–10	38	11.7	4,676	7.6
	11–20	16	5.1	3,231	5.3
	21–30	7	2.0	2,102	3.4
	More than 30	76	23.8	13,087	21.3
	<b>Total</b>	<b>321</b>	<b>100.0</b>	<b>61,337</b>	<b>100.0</b>
10e. Commuting to and from classes	None	122	38.0	13,900	22.6
	1–5	138	43.0	33,869	55.1
	6–10	35	10.9	8,128	13.2
	11–20	13	4.1	2,749	4.5
	21–30	2	0.6	994	1.6
	More than 30	10	3.3	1,828	3.0
	<b>Total</b>	<b>321</b>	<b>100.0</b>	<b>61,469</b>	<b>100.0</b>
<b>Item 11: How much has your experience at this college contributed to your knowledge, skills, and personal development in the following areas?</b>					
11a. Acquiring job- or work-related knowledge and skills	Very little	19	6.0	8,927	14.6
	Some	61	19.7	15,831	25.9
	Quite a bit	95	30.6	17,704	29.0
	Very much	137	43.7	18,547	30.4
	<b>Total</b>	<b>312</b>	<b>100.0</b>	<b>61,009</b>	<b>100.0</b>
11b. Writing clearly and effectively	Very little	30	9.5	5,806	9.5
	Some	91	29.1	15,792	25.9
	Quite a bit	115	37.0	22,841	37.4
	Very much	76	24.4	16,625	27.2
	<b>Total</b>	<b>312</b>	<b>100.0</b>	<b>61,064</b>	<b>100.0</b>
11c. Speaking clearly and effectively	Very little	35	11.2	6,999	11.5
	Some	79	25.5	16,604	27.2
	Quite a bit	114	36.6	21,168	34.7
	Very much	83	26.7	16,246	26.6
	<b>Total</b>	<b>312</b>	<b>100.0</b>	<b>61,017</b>	<b>100.0</b>
11d. Thinking critically and analytically	Very little	4	1.2	2,716	4.5
	Some	56	18.0	11,364	18.6
	Quite a bit	128	41.3	23,837	39.1
	Very much	123	39.5	23,100	37.9
	<b>Total</b>	<b>311</b>	<b>100.0</b>	<b>61,017</b>	<b>100.0</b>
11e. Solving numerical problems	Very little	68	22.1	9,355	15.3
	Some	90	29.2	17,147	28.1
	Quite a bit	88	28.5	19,370	31.8
	Very much	62	20.2	15,113	24.8
	<b>Total</b>	<b>309</b>	<b>100.0</b>	<b>60,984</b>	<b>100.0</b>
11f. Working effectively with others	Very little	26	8.3	5,583	9.2
	Some	87	28.0	15,022	24.6
	Quite a bit	92	29.4	20,705	34.0
	Very much	107	34.3	19,644	32.2
	<b>Total</b>	<b>312</b>	<b>100.0</b>	<b>60,955</b>	<b>100.0</b>
11g. Learning effectively on your own	Very little	14	4.6	2,900	4.8
	Some	39	12.6	10,578	17.3
	Quite a bit	98	31.3	22,542	36.9
	Very much	161	51.5	25,020	41.0
	<b>Total</b>	<b>312</b>	<b>100.0</b>	<b>61,040</b>	<b>100.0</b>
11h. Developing clearer career goals	Very little	32	10.1	6,280	10.3
	Some	77	24.7	13,665	22.4
	Quite a bit	99	31.6	19,354	31.7
	Very much	105	33.6	21,703	35.6
	<b>Total</b>	<b>312</b>	<b>100.0</b>	<b>61,001</b>	<b>100.0</b>
11i. Gaining information about career opportunities	Very little	47	15.2	7,882	12.9
	Some	78	24.9	14,939	24.5
	Quite a bit	85	27.2	18,008	29.5
	Very much	102	32.7	20,234	33.1
	<b>Total</b>	<b>312</b>	<b>100.0</b>	<b>61,062</b>	<b>100.0</b>
<b>Item 12.1: How often have you used the following services during the current academic year?</b>					
12.1a. Academic advising/planning	Never	100	32.1	9,440	15.7
	1 time	80	25.8	11,958	19.9
	2–4 times	98	31.5	28,453	47.5
	5 or more times	33	10.7	10,097	16.8
	<b>Total</b>	<b>311</b>	<b>100.0</b>	<b>59,948</b>	<b>100.0</b>
12.1b. Career counseling	Never	219	70.5	38,621	64.6
	1 time	37	12.0	9,188	15.4
	2–4 times	44	14.3	9,329	15.6
	5 or more times	10	3.3	2,602	4.4
	<b>Total</b>	<b>311</b>	<b>100.0</b>	<b>59,740</b>	<b>100.0</b>
	Never	290	93.3	51,292	86.1



12.1c. Job placement assistance	1 time	7	2.2	4,245	7.1
	2–4 times	13	4.3	3,020	5.1
	5 or more times	1	0.2	989	1.7
	<b>Total</b>	<b>311</b>	<b>100.0</b>	<b>59,546</b>	<b>100.0</b>
12.1d. Peer or other tutoring	Never	253	81.8	40,946	68.8
	1 time	17	5.6	6,224	10.5
	2–4 times	22	7.3	7,405	12.4
	5 or more times	16	5.3	4,929	8.3
	<b>Total</b>	<b>309</b>	<b>100.0</b>	<b>59,505</b>	<b>100.0</b>
12.1e. Skill labs (writing, math, etc.)	Never	224	72.2	36,743	61.8
	1 time	32	10.3	5,568	9.4
	2–4 times	40	12.8	8,731	14.7
	5 or more times	15	4.8	8,406	14.1
	<b>Total</b>	<b>310</b>	<b>100.0</b>	<b>59,448</b>	<b>100.0</b>
12.1f. Child care	Never	304	98.3	55,975	94.2
	1 time	0	N/A	1,019	1.7
	2–4 times	5	1.5	1,089	1.8
	5 or more times	1	0.2	1,318	2.2
	<b>Total</b>	<b>310</b>	<b>100.0</b>	<b>59,402</b>	<b>100.0</b>
12.1g. Financial aid advising	Never	168	54.0	22,209	37.3
	1 time	68	21.8	12,813	21.5
	2–4 times	62	19.8	17,793	29.9
	5 or more times	14	4.5	6,771	11.4
	<b>Total</b>	<b>311</b>	<b>100.0</b>	<b>59,587</b>	<b>100.0</b>
12.1h. Computer lab	Never	200	64.4	34,588	58.1
	1 time	34	10.9	6,254	10.5
	2–4 times	46	14.8	9,009	15.1
	5 or more times	31	10.0	9,723	16.3
	<b>Total</b>	<b>311</b>	<b>100.0</b>	<b>59,573</b>	<b>100.0</b>
12.1i. Student organizations	Never	248	79.7	44,363	74.6
	1 time	24	7.8	5,582	9.4
	2–4 times	26	8.4	5,734	9.6
	5 or more times	13	4.0	3,788	6.4
	<b>Total</b>	<b>310</b>	<b>100.0</b>	<b>59,468</b>	<b>100.0</b>
12.1j. Transfer counseling	Never	264	85.5	41,443	69.9
	1 time	29	9.6	8,560	14.4
	2–4 times	15	4.9	7,029	11.9
	5 or more times	0	N/A	2,227	3.8
	<b>Total</b>	<b>308</b>	<b>100.0</b>	<b>59,258</b>	<b>100.0</b>
12.1k. Library resources and services	Never	130	41.7	22,751	38.2
	1 time	56	18.0	9,364	15.7
	2–4 times	64	20.7	14,745	24.8
	5 or more times	61	19.6	12,642	21.2
	<b>Total</b>	<b>311</b>	<b>100.0</b>	<b>59,502</b>	<b>100.0</b>
12.1l. Services for students with disabilities	Never	277	89.4	52,718	88.6
	1 time	3	1.0	2,314	3.9
	2–4 times	15	4.9	2,355	4.0
	5 or more times	15	4.7	2,111	3.5
	<b>Total</b>	<b>310</b>	<b>100.0</b>	<b>59,499</b>	<b>100.0</b>
12.1m. Services for active military and veterans	Never	293	94.3	55,343	93.1
	1 time	7	2.2	1,452	2.4
	2–4 times	10	3.3	1,520	2.6
	5 or more times	1	0.2	1,155	1.9
	<b>Total</b>	<b>311</b>	<b>100.0</b>	<b>59,471</b>	<b>100.0</b>
<b>Item 12.2: How satisfied are you with the services?</b>					
12.2a. Academic advising/planning	Not at all	9	4.2	1,959	3.9
	Somewhat	55	26.3	17,306	34.7
	Very	146	69.5	30,122	60.4
	N.A.	0	N/A	453	0.9
	<b>Total</b>	<b>211</b>	<b>100.0</b>	<b>49,840</b>	<b>100.0</b>
12.2b. Career counseling	Not at all	3	3.5	1,069	5.2
	Somewhat	29	32.2	7,982	38.6
	Very	58	64.3	11,361	54.9
	N.A.	0	N/A	293	1.4
	<b>Total</b>	<b>90</b>	<b>100.0</b>	<b>20,705</b>	<b>100.0</b>
12.2c. Job placement assistance	Not at all	1	3.3	716	8.8
	Somewhat	6	30.0	3,351	41.1
	Very	14	66.7	3,815	46.8
	N.A.	0	N/A	272	3.3
	<b>Total</b>	<b>21</b>	<b>100.0</b>	<b>8,155</b>	<b>100.0</b>
12.2d. Peer or other tutoring	Not at all	2	4.1	955	5.2
	Somewhat	20	36.0	6,414	35.1
	Very	33	59.9	10,577	57.9
	N.A.	0	N/A	321	1.8
	<b>Total</b>	<b>55</b>	<b>100.0</b>	<b>18,268</b>	<b>100.0</b>
12.2e. Skill labs (writing, math, etc.)	Not at all	3	3.5	879	4.0
	Somewhat	27	31.2	8,454	38.0
	Very	56	65.3	12,467	56.0

	N.A.	0	N/A	452	2.0
	<b>Total</b>	<b>85</b>	<b>100.0</b>	<b>22,252</b>	<b>100.0</b>
12.2f. Child care	Not at all	0	N/A	492	14.2
	Somewhat	0	N/A	1,116	32.2
	Very	5	100.0	1,589	45.9
	N.A.	0	N/A	268	7.7
	<b>Total</b>	<b>5</b>	<b>100.0</b>	<b>3,465</b>	<b>100.0</b>
12.2g. Financial aid advising	Not at all	3	1.9	2,158	5.9
	Somewhat	35	24.5	11,528	31.4
	Very	105	73.6	22,491	61.3
	N.A.	0	N/A	518	1.4
	<b>Total</b>	<b>143</b>	<b>100.0</b>	<b>36,695</b>	<b>100.0</b>
12.2h. Computer lab	Not at all	6	5.1	890	3.6
	Somewhat	34	30.6	7,730	31.6
	Very	70	64.3	15,398	62.9
	N.A.	0	N/A	475	1.9
	<b>Total</b>	<b>110</b>	<b>100.0</b>	<b>24,493</b>	<b>100.0</b>
12.2i. Student organizations	Not at all	0	0.7	745	5.0
	Somewhat	17	27.8	5,954	40.0
	Very	45	71.5	7,826	52.6
	N.A.	0	N/A	362	2.4
	<b>Total</b>	<b>63</b>	<b>100.0</b>	<b>14,886</b>	<b>100.0</b>
12.2j. Transfer counseling	Not at all	3	7.9	1,067	6.1
	Somewhat	13	29.6	6,792	38.6
	Very	27	62.5	9,359	53.2
	N.A.	0	N/A	390	2.2
	<b>Total</b>	<b>44</b>	<b>100.0</b>	<b>17,608</b>	<b>100.0</b>
12.2k. Library resources and services	Not at all	2	1.0	845	2.3
	Somewhat	54	30.0	10,146	28.1
	Very	124	69.0	24,600	68.2
	N.A.	0	N/A	495	1.4
	<b>Total</b>	<b>179</b>	<b>100.0</b>	<b>36,086</b>	<b>100.0</b>
12.2l. Services for students with disabilities	Not at all	2	5.6	532	7.9
	Somewhat	6	19.5	2,025	30.0
	Very	25	74.9	3,955	58.7
	N.A.	0	N/A	229	3.4
	<b>Total</b>	<b>33</b>	<b>100.0</b>	<b>6,742</b>	<b>100.0</b>
12.2m. Services for active military and veterans	Not at all	1	6.3	418	10.1
	Somewhat	2	10.1	1,358	32.7
	Very	15	83.7	2,133	51.3
	N.A.	0	N/A	247	5.9
	<b>Total</b>	<b>18</b>	<b>100.0</b>	<b>4,157</b>	<b>100.0</b>
<b>Item 12.3: How important are the services to you at this college?</b>					
12.3a. Academic advising/planning	Not at all	20	6.7	3,451	5.9
	Somewhat	79	25.9	12,884	22.0
	Very	207	67.5	42,285	72.1
	<b>Total</b>	<b>307</b>	<b>100.0</b>	<b>58,619</b>	<b>100.0</b>
12.3b. Career counseling	Not at all	53	17.3	10,494	18.1
	Somewhat	105	34.7	17,974	31.1
	Very	146	48.0	29,417	50.8
	<b>Total</b>	<b>304</b>	<b>100.0</b>	<b>57,885</b>	<b>100.0</b>
12.3c. Job placement assistance	Not at all	73	23.7	15,426	26.8
	Somewhat	110	35.8	18,692	32.5
	Very	124	40.6	23,472	40.8
	<b>Total</b>	<b>307</b>	<b>100.0</b>	<b>57,590</b>	<b>100.0</b>
12.3d. Peer or other tutoring	Not at all	106	34.5	14,335	24.9
	Somewhat	119	38.8	18,994	33.0
	Very	82	26.7	24,275	42.1
	<b>Total</b>	<b>307</b>	<b>100.0</b>	<b>57,605</b>	<b>100.0</b>
12.3e. Skill labs (writing, math, etc.)	Not at all	82	26.5	13,926	24.2
	Somewhat	121	39.2	19,281	33.5
	Very	105	34.2	24,275	42.2
	<b>Total</b>	<b>307</b>	<b>100.0</b>	<b>57,482</b>	<b>100.0</b>
12.3f. Child care	Not at all	186	60.9	29,221	51.1
	Somewhat	51	16.5	10,970	19.2
	Very	69	22.6	16,953	29.7
	<b>Total</b>	<b>306</b>	<b>100.0</b>	<b>57,144</b>	<b>100.0</b>
12.3g. Financial aid advising	Not at all	58	18.8	8,028	13.9
	Somewhat	90	29.3	12,119	21.0
	Very	160	51.9	37,605	65.1
	<b>Total</b>	<b>308</b>	<b>100.0</b>	<b>57,752</b>	<b>100.0</b>
12.3h. Computer lab	Not at all	96	31.5	15,514	26.9
	Somewhat	110	35.8	18,447	32.0
	Very	100	32.7	23,635	41.0
	<b>Total</b>	<b>307</b>	<b>100.0</b>	<b>57,596</b>	<b>100.0</b>
12.3i. Student organizations	Not at all	124	40.4	19,803	34.6
	Somewhat	110	35.8	19,915	34.8
	Very	73	23.7	17,581	30.7

	Total	306	100.0	57,299	100.0
12.3j. Transfer counseling	Not at all	96	31.3	14,769	25.8
	Somewhat	106	34.4	16,202	28.3
	Very	105	34.2	26,205	45.8
	Total	307	100.0	57,176	100.0
12.3k. Library resources and services	Not at all	47	15.4	9,246	16.0
	Somewhat	119	38.7	17,013	29.5
	Very	141	45.9	31,505	54.5
	Total	308	100.0	57,764	100.0
12.3l. Services for students with disabilities	Not at all	133	43.5	21,921	38.2
	Somewhat	75	24.6	10,801	18.8
	Very	98	31.9	24,725	43.0
	Total	306	100.0	57,447	100.0
12.3m. Services for active military and veterans	Not at all	145	47.5	25,412	44.3
	Somewhat	66	21.5	10,517	18.3
	Very	95	31.0	21,455	37.4
	Total	306	100.0	57,384	100.0
Item 13					
13. During the current academic term at this college, I completed registration before the first class session(s).	No; I was not registered for any of my courses before the first class session(s)	0	N/A	959	1.6
	Partly; I was registered for some of my courses before the first class session(s)	3	1.0	1,230	2.0
	Mostly; I was registered for most of my courses before the first class session(s)	6	2.1	3,717	6.2
	Yes; I was registered for all of my courses before the first class session(s)	295	96.8	54,398	90.2
	Total	304	100.0	60,304	100.0
Item 14					
14. The one response that best describes my experience with orientation when I first came to this college is:	I was unable to participate in orientation due to scheduling or other issues	39	13.0	9,394	15.9
	I was not aware of a college orientation	12	3.8	9,703	16.4
	I enrolled in an orientation course as part of my course schedule during my first academic term	10	3.4	5,113	8.6
	I attended an on-campus orientation prior to the beginning of classes	135	44.4	19,841	33.6
	I took part in an online orientation prior to the beginning of classes	108	35.5	15,078	25.5
	Total	305	100.0	59,129	100.0
Item 15					
15. During my first academic year at this college, I participated in a first-year experience program.	No	261	85.1	44,570	74.6
	Yes	46	14.9	15,180	25.4
	Total	307	100.0	59,750	100.0
Item 16					
16. During my first academic term at this college, I participated in an organized learning community (a formal program in which groups of students take two or more classes together).	No	270	88.2	50,621	85.1
	Yes	36	11.8	8,856	14.9
	Total	306	100.0	59,477	100.0
Item 17					
17. During my first academic term at this college, I participated in a student success course (a course that teaches the skills needed to succeed in college).	No	288	94.2	38,834	65.1
	Yes	18	5.8	20,839	34.9
	Total	306	100.0	59,673	100.0
Item 18					
18. I was told that I should enroll in a developmental/remedial course (also referred to as Basic Skills, College Prep, etc.) in my first academic term at this college, and I...	Did not enroll in any of these courses	76	24.7	13,276	22.2
	Did enroll in one of these courses	12	3.8	10,662	17.8
	Did enroll in more than one of these courses	20	6.5	6,634	11.1
	N.A.	200	65.0	29,349	49.0
	Total	307	100.0	59,921	100.0
Item 19					

19. During the current academic term at this college, my instructors clearly explained a class attendance policy that specified how many classes I could miss without a penalty.	None of my instructors explained a class attendance policy	15	5.1	2,444	4.1
	Some of my instructors explained a class attendance policy	17	5.8	4,667	7.8
	Most of my instructors explained a class attendance policy	24	7.9	7,675	12.8
	All of my instructors explained a class attendance policy	244	81.1	45,347	75.4
<b>Total</b>		<b>300</b>	<b>100.0</b>	<b>60,133</b>	<b>100.0</b>
<b>Item 20</b>					
20. Before the end of my first academic term at this college an advisor helped me develop an academic plan (a personalized plan with a defined sequence of courses for completing a college certificate or degree and/or for transferring to a 4-year college or university).	No	95	31.5	16,572	27.6
	Yes	138	45.6	33,794	56.4
	I'm still in my first academic term; I have not yet developed an academic plan.	69	22.9	9,593	16.0
<b>Total</b>		<b>303</b>	<b>100.0</b>	<b>59,959</b>	<b>100.0</b>
<b>Item 21</b>					
21. Someone at this college contacts me if I am struggling with my studies to help me get the assistance I need.	No	56	18.5	19,565	32.6
	Yes	116	38.4	22,190	36.9
	N.A.	130	43.1	18,322	30.5
<b>Total</b>		<b>301</b>	<b>100.0</b>	<b>60,077</b>	<b>100.0</b>
<b>Item 22</b>					
22. During the current academic year at this college, I have participated in supplemental instruction/supplemental learning (extra class sessions with the instructor or an experienced student).	Never	257	85.2	45,289	75.4
	Less than 1 time a week	24	7.9	8,101	13.5
	1–2 times a week	18	5.8	5,200	8.7
	3–4 times a week	2	0.7	1,000	1.7
	More than 4 times a week	1	0.4	504	0.8
	<b>Total</b>	<b>301</b>	<b>100.0</b>	<b>60,094</b>	<b>100.0</b>
<b>Item 23: How likely is it that the following issues would cause you to withdraw from class or from this college?</b>					
23a. Working full-time	Not likely	139	46.9	23,196	38.8
	Somewhat likely	66	22.2	13,279	22.2
	Likely	49	16.6	10,232	17.1
	Very likely	43	14.4	13,106	21.9
<b>Total</b>		<b>297</b>	<b>100.0</b>	<b>59,813</b>	<b>100.0</b>
23b. Caring for dependents	Not likely	184	61.8	29,775	49.9
	Somewhat likely	55	18.5	13,051	21.9
	Likely	35	11.8	8,763	14.7
	Very likely	23	7.8	8,028	13.5
<b>Total</b>		<b>298</b>	<b>100.0</b>	<b>59,617</b>	<b>100.0</b>
23c. Academically unprepared	Not likely	186	62.8	32,586	54.8
	Somewhat likely	63	21.2	14,507	24.4
	Likely	28	9.5	7,307	12.3
	Very likely	19	6.5	5,071	8.5
<b>Total</b>		<b>296</b>	<b>100.0</b>	<b>59,470</b>	<b>100.0</b>
23d. Lack of finances	Not likely	114	38.1	19,178	32.1
	Somewhat likely	60	20.1	13,508	22.6
	Likely	48	16.0	10,602	17.8
	Very likely	77	25.9	16,366	27.4
<b>Total</b>		<b>298</b>	<b>100.0</b>	<b>59,654</b>	<b>100.0</b>
23e. Transfer to a 4-year college or university	Not likely	208	70.0	29,925	50.2
	Somewhat likely	48	16.2	11,426	19.2
	Likely	27	9.2	7,922	13.3
	Very likely	14	4.6	10,377	17.4
<b>Total</b>		<b>298</b>	<b>100.0</b>	<b>59,650</b>	<b>100.0</b>
<b>Item 24</b>					
24. How supportive are your friends of your attending this college?	Not very	13	4.5	2,245	3.7
	Somewhat	36	12.0	7,563	12.6
	Quite a bit	90	29.9	15,839	26.4
	Extremely	161	53.6	34,288	57.2
<b>Total</b>		<b>300</b>	<b>100.0</b>	<b>59,935</b>	<b>100.0</b>
<b>Item 25</b>					
25. How supportive is your immediate family of your attending this college?	Not very	12	4.1	1,478	2.5
	Somewhat	21	7.2	4,608	7.8
	Quite a bit	71	24.1	11,038	18.8
	Extremely	189	64.6	41,744	70.9
<b>Total</b>		<b>293</b>	<b>100.0</b>	<b>58,868</b>	<b>100.0</b>
<b>Item 26: Indicate which of the following are your reasons/goals for attending this college.</b>					
26a. Complete a certificate program	No	98	32.7	27,741	47.2
	Yes	201	67.3	31,069	52.8
<b>Total</b>		<b>298</b>	<b>100.0</b>	<b>58,810</b>	<b>100.0</b>
26b. Obtain an associate degree	No	69	23.2	10,736	18.1
	Yes	228	76.8	48,540	81.9
<b>Total</b>		<b>297</b>	<b>100.0</b>	<b>59,277</b>	<b>100.0</b>
26c. Transfer to a 4-year college or university	No	199	68.3	26,883	45.7

26c. Transfer to a 4-year college or university	Yes	92	31.7	31,897	54.3
	<b>Total</b>	<b>291</b>	<b>100.0</b>	<b>58,780</b>	<b>100.0</b>
26d. Obtain or update job-related skills	No	55	18.6	16,956	28.9
	Yes	240	81.4	41,803	71.1
	<b>Total</b>	<b>295</b>	<b>100.0</b>	<b>58,759</b>	<b>100.0</b>
26e. Change careers	No	142	48.2	37,107	63.4
	Yes	153	51.8	21,454	36.6
	<b>Total</b>	<b>295</b>	<b>100.0</b>	<b>58,561</b>	<b>100.0</b>
26f. Self-improvement/personal enjoyment	No	55	18.6	15,596	26.4
	Yes	241	81.4	43,438	73.6
	<b>Total</b>	<b>296</b>	<b>100.0</b>	<b>59,034</b>	<b>100.0</b>
<b>Item 27: Indicate which of the following are sources you use to pay for your tuition at this college.</b>					
27a. My own income/savings	Not a source	76	25.4	20,324	34.4
	Minor source	98	32.8	18,679	31.6
	Major source	124	41.8	20,092	34.0
	<b>Total</b>	<b>298</b>	<b>100.0</b>	<b>59,095</b>	<b>100.0</b>
27b. Income/savings from family	Not a source	231	77.8	35,106	59.7
	Minor source	34	11.6	11,090	18.8
	Major source	32	10.6	12,642	21.5
	<b>Total</b>	<b>297</b>	<b>100.0</b>	<b>58,838</b>	<b>100.0</b>
27c. Employer contributions	Not a source	251	84.5	49,863	85.0
	Minor source	23	7.8	4,844	8.3
	Major source	23	7.7	3,945	6.7
	<b>Total</b>	<b>297</b>	<b>100.0</b>	<b>58,652</b>	<b>100.0</b>
27d. Active military or veterans benefits	Not a source	275	93.3	54,710	93.4
	Minor source	8	2.6	1,405	2.4
	Major source	12	4.1	2,480	4.2
	<b>Total</b>	<b>294</b>	<b>100.0</b>	<b>58,595</b>	<b>100.0</b>
27e. Grants	Not a source	154	51.8	26,515	44.9
	Minor source	29	9.9	8,372	14.2
	Major source	114	38.3	24,119	40.9
	<b>Total</b>	<b>297</b>	<b>100.0</b>	<b>59,006</b>	<b>100.0</b>
27f. Scholarships	Not a source	182	61.4	29,383	49.9
	Minor source	56	18.9	10,894	18.5
	Major source	58	19.7	18,563	31.5
	<b>Total</b>	<b>297</b>	<b>100.0</b>	<b>58,840</b>	<b>100.0</b>
27g. Student loans (bank, etc.)	Not a source	180	60.8	42,463	72.3
	Minor source	21	7.1	5,091	8.7
	Major source	95	32.1	11,216	19.1
	<b>Total</b>	<b>296</b>	<b>100.0</b>	<b>58,770</b>	<b>100.0</b>
27h. Public assistance	Not a source	253	85.0	48,927	83.4
	Minor source	18	6.0	4,078	6.9
	Major source	27	9.0	5,687	9.7
	<b>Total</b>	<b>297</b>	<b>100.0</b>	<b>58,693</b>	<b>100.0</b>
<b>Item 28</b>					
28. When do you plan to take classes at this college again?	I will accomplish my goal(s) during this academic term and will not be returning	53	17.7	12,588	21.1
	I have no current plan to return	26	8.6	4,071	6.8
	Within the next 12 months	172	57.8	32,781	55.0
	Uncertain	47	15.9	10,184	17.1
	<b>Total</b>	<b>298</b>	<b>100.0</b>	<b>59,624</b>	<b>100.0</b>
<b>Item 29</b>					
29. At this college, in what range is your overall college grade point average (GPA)?	D or lower	1	0.5	1,500	2.5
	C	18	6.0	8,940	15.1
	B	96	32.5	24,579	41.5
	A	171	57.9	21,892	37.0
	I do not have a GPA at this college	9	3.2	2,306	3.9
	<b>Total</b>	<b>296</b>	<b>100.0</b>	<b>59,217</b>	<b>100.0</b>
<b>Item 30</b>					
30. In what range was your overall high school grade point average (GPA)?	D or lower	12	3.9	2,030	3.4
	C	74	25.0	9,795	16.5
	B	85	28.7	21,298	36.0
	A	96	32.6	20,440	34.5
	I do not remember	29	9.8	5,636	9.5
	<b>Total</b>	<b>294</b>	<b>100.0</b>	<b>59,199</b>	<b>100.0</b>
<b>Item 31</b>					
31. When do you most frequently take classes at this college?	Day classes (morning or afternoon)	200	67.6	48,838	82.3
	Evening classes	89	29.9	9,803	16.5
	Weekend classes	7	2.5	700	1.2
	<b>Total</b>	<b>296</b>	<b>100.0</b>	<b>59,341</b>	<b>100.0</b>
<b>Item 32: During the current academic term, how many classes are you taking...</b>					
	None	147	50.8	12,498	21.2

32a. Face-to-face (a class in which all instruction is face-to-face in a classroom)	1	43	15.0	13,393	22.7
	2	42	14.5	12,877	21.8
	3	26	9.1	8,984	15.2
	4	11	4.0	6,104	10.4
	5 or more	19	6.7	5,095	8.6
	<b>Total</b>	<b>289</b>	<b>100.0</b>	<b>58,952</b>	<b>100.0</b>
32b. Online (a class in which all instruction is online)	None	71	24.5	22,763	39.2
	1	74	25.5	15,434	26.6
	2	72	24.9	10,057	17.3
	3	32	11.2	5,302	9.1
	4	18	6.2	2,458	4.2
	5 or more	23	7.8	2,042	3.5
	<b>Total</b>	<b>290</b>	<b>100.0</b>	<b>58,055</b>	<b>100.0</b>
32c. Hybrid (a class that is a mixture of face-to-face and online instruction)	None	174	60.5	40,001	70.5
	1	56	19.5	9,876	17.4
	2	29	10.1	3,690	6.5
	3	8	2.7	1,571	2.8
	4	9	3.0	770	1.4
	5 or more	12	4.3	834	1.5
	<b>Total</b>	<b>288</b>	<b>100.0</b>	<b>56,742</b>	<b>100.0</b>
<b>Item 33</b>					
33. How many total credit hours have you earned at this college, not counting the courses you are currently taking this academic term?	None	46	15.7	5,069	8.6
	1–14 credits	94	31.6	17,969	30.6
	15–29 credits	60	20.1	13,900	23.7
	30–44 credits	34	11.5	8,317	14.2
	45–60 credits	39	13.3	7,566	12.9
	Over 60 credits	23	7.8	5,937	10.1
	<b>Total</b>	<b>297</b>	<b>100.0</b>	<b>58,758</b>	<b>100.0</b>
<b>Item 34</b>					
34. How many total academic terms have you been enrolled at this college?	This is my first academic term	68	23.0	12,178	20.5
	This is my second academic term	89	30.2	18,144	30.5
	This is my third or fourth academic term	71	24.1	17,113	28.8
	This is my fifth or sixth academic term	35	11.9	7,101	12.0
	I have been enrolled more than six academic terms	31	10.7	4,856	8.2
	<b>Total</b>	<b>294</b>	<b>100.0</b>	<b>59,392</b>	<b>100.0</b>
<b>Item 35</b>					
Would you recommend this college to a friend or family member?	No	11	3.6	3,834	6.4
	Yes	286	96.4	55,971	93.6
	<b>Total</b>	<b>297</b>	<b>100.0</b>	<b>59,804</b>	<b>100.0</b>
<b>Item 36</b>					
36. How would you evaluate your overall educational experience at this college?	Poor	4	1.4	866	1.4
	Fair	22	7.5	6,782	11.3
	Good	108	36.2	26,915	44.9
	Excellent	163	54.9	25,353	42.3
	<b>Total</b>	<b>298</b>	<b>100.0</b>	<b>59,916</b>	<b>100.0</b>
<b>Item 37</b>					
37. Do you have children who live with you and depend on you for their care?	No	205	69.1	44,089	73.7
	Yes	91	30.9	15,722	26.3
	<b>Total</b>	<b>296</b>	<b>100.0</b>	<b>59,810</b>	<b>100.0</b>
<b>Item 40</b>					
40. Are you married?	No	209	70.1	48,789	81.5
	Yes	89	29.9	11,065	18.5
	<b>Total</b>	<b>298</b>	<b>100.0</b>	<b>59,853</b>	<b>100.0</b>
<b>Item 41</b>					
41. Is English your native (first) language?	No	7	2.2	7,406	12.4
	Yes	291	97.8	52,363	87.6
	<b>Total</b>	<b>298</b>	<b>100.0</b>	<b>59,768</b>	<b>100.0</b>
<b>Item 42</b>					
42. Are you a current or former member of the U.S. Armed Forces, Reserves, or National Guard?	No	277	92.9	57,321	95.8
	Yes	21	7.1	2,502	4.2
	<b>Total</b>	<b>298</b>	<b>100.0</b>	<b>59,823</b>	<b>100.0</b>
<b>Item 44</b>					
44. Are you a student-athlete on a team sponsored by this college's athletics department?	No	296	99.5	56,074	93.9
	Yes	1	0.5	3,663	6.1
	<b>Total</b>	<b>298</b>	<b>100.0</b>	<b>59,736</b>	<b>100.0</b>
<b>Item 46</b>					
46. What is the highest academic credential you have earned?	None	4	1.4	2,378	4.0
	GED	13	4.3	3,085	5.2
	High school diploma	136	45.5	39,123	65.9
	Vocational/technical certificate	69	23.3	5,672	9.5

	Associate degree	36	12.2	5,839	9.8
	Bachelor's degree	32	10.7	2,642	4.4
	Master's/doctoral/professional degree	8	2.6	663	1.1
<b>Total</b>		<b>298</b>	<b>100.0</b>	<b>59,402</b>	<b>100.0</b>
<b>Item 47: Who in your family has attended at least some college? (Mark all that apply)</b>					
47a. Mother	Not marked	183	52.1	31,850	49.0
	Marked	168	47.9	33,121	51.0
<b>Total</b>		<b>351</b>	<b>100.0</b>	<b>64,971</b>	<b>100.0</b>
47b. Father	Not marked	226	64.3	40,506	62.3
	Marked	125	35.7	24,465	37.7
<b>Total</b>		<b>351</b>	<b>100.0</b>	<b>64,971</b>	<b>100.0</b>
47c. Brother/Sister	Not marked	182	51.9	35,444	54.6
	Marked	169	48.1	29,527	45.4
<b>Total</b>		<b>351</b>	<b>100.0</b>	<b>64,971</b>	<b>100.0</b>
47d. Child	Not marked	302	85.9	61,641	94.9
	Marked	49	14.1	3,330	5.1
<b>Total</b>		<b>351</b>	<b>100.0</b>	<b>64,971</b>	<b>100.0</b>
47e. Spouse/Partner	Not marked	260	74.1	55,694	85.7
	Marked	91	25.9	9,277	14.3
<b>Total</b>		<b>351</b>	<b>100.0</b>	<b>64,971</b>	<b>100.0</b>
47f. Legal Guardian	Not marked	350	99.7	63,773	98.2
	Marked	1	0.3	1,198	1.8
<b>Total</b>		<b>351</b>	<b>100.0</b>	<b>64,971</b>	<b>100.0</b>
47g. No one	Not marked	319	90.9	54,633	84.1
	Marked	32	9.1	10,338	15.9
<b>Total</b>		<b>351</b>	<b>100.0</b>	<b>64,971</b>	<b>100.0</b>
<b>Special Focus Questions</b>					
1. Did you receive a federal Pell Grant as part of your financial aid package at this college this year?	Yes	117	40.0	9,015	47.5
	No	176	60.0	9,946	52.5
	<b>Total</b>	<b>293</b>	<b>100.0</b>	<b>18,962</b>	<b>100.0</b>
2. Has a staff member or instructor at this college talked with you about the application process for transferring to a four-year college or university?	Yes	29	9.9	6,082	31.9
	No	267	90.1	12,956	68.1
	<b>Total</b>	<b>297</b>	<b>100.0</b>	<b>19,038</b>	<b>100.0</b>
3. Which of the following statements best describes your intentions regarding transfer to a four-year college or university?	I know where I want to transfer, and know what I want to study	35	11.9	5,513	28.8
	I know where I want to transfer, but don't know yet what I want to study	2	0.6	925	4.8
	I know what I want to study, but don't know yet where I want to transfer	38	12.7	3,665	19.2
	I don't know yet where I want to transfer AND I don't know yet what I am not planning to transfer to a four-year college or university	29	9.7	1,943	10.2
	I am not planning to transfer to a four-year college or university	192	65.1	7,079	37.0
<b>Total</b>		<b>296</b>	<b>100.0</b>	<b>19,125</b>	<b>100.0</b>
4. If you plan to transfer to a four-year college or university, has a staff member at this college talked with you about which credits will transfer toward the four-year college(s) or university(s) of your choice?	Yes	30	10.2	4,708	25.1
	No	63	21.5	5,662	30.2
	I have not chosen a four-year college or university to which I want to transfer	36	12.2	2,671	14.2
	I am not planning to transfer to a four-year college or university	166	56.1	5,715	30.5
<b>Total</b>		<b>295</b>	<b>100.0</b>	<b>18,756</b>	<b>100.0</b>
5. If you plan to transfer to a four-year college or university, how useful is the information about how to transfer to a four-year college or university on this college's website?	Very	31	10.4	4,190	22.0
	Somewhat	42	14.2	4,600	24.2
	Not at all	19	6.4	1,317	6.9
	I am planning to transfer to a four-year college or university, but I am not aware of information about how to transfer on this college's website	23	7.7	2,597	13.7
	I am not planning to transfer to a four-year college or university	180	61.2	6,308	33.2

	Total	295	100.0	19,011	100.0
Working Learner Questions (specific to Northwood Tech)					
6. Are you receiving a Pell Grant at this college during the current academic term?	Yes	115	38.8		
	No	180	61.2		
	Total	295	100.0		
7. Currently, which is most important to you?	Being a student	88	30.0		
	Being an employee	24	8.1		
	Being a student and being an employee are both equally important	183	61.9		
	Total	295	100.0		
8. Do you currently work for pay more than 40 hours per week?	Yes	94	32.4		
	No	158	54.6		
	I am not currently working for pay	38	13.0		
	Total	289	100.0		
9. Have you worked for pay each academic term you have been enrolled at this college?	Yes, I have worked for pay every academic term	188	63.9		
	No, I have worked for pay some academic terms but not all	52	17.8		
	No, I have not worked for pay while I have been enrolled at this college	54	18.4		
	Total	295	100.0		
10. How many jobs for pay do you currently have?	None	53	18.1		
	One	181	61.5		
	Two	51	17.4		
	Three	7	2.4		
	Four or more	2	0.6		
	Total	294	100.0		
11. Do you currently work for pay on campus and/or off campus?	On campus	16	5.4		
	Off campus	215	73.4		
	Both on campus and off campus	5	1.7		
	I am not currently working for pay	57	19.4		
	Total	292	100.0		
12. Does working for pay determine whether you are enrolled full-time or part-time at this college?	Yes	130	44.2		
	No	114	38.9		
	I am not currently working for pay	50	16.9		
	Total	293	100.0		
13. Are you currently working for pay in the same field as your program, major, or pathway of study?	Yes	121	41.3		
	No	111	37.8		
	I am not currently working for pay	42	14.4		
	I do not currently have a major, program, or pathway of study	8	2.9		
	I am not currently working for pay and I do not have a major, program, or pathway of study	11	3.6		
	Total	294	100.0		
14. Does working for pay make it difficult for you to take the courses you need for your program, major, or pathway of study at this college?	Yes	105	36.1		
	No	129	44.2		
	I am not currently working for pay	45	15.3		



	I do not currently have a major, program, or pathway of study	4	1.3
	I am not currently working for pay and I do not have a major, program or pathway of study	9	3.1
	<b>Total</b>	<b>292</b>	<b>100.0</b>
15. When thinking about your work schedule this academic term, how difficult was it to schedule your classes at this college?	Very difficult	17	5.8
	Somewhat difficult	80	27.6
	Not at all difficult	146	50.2
	I am not currently working for pay	48	16.5
	<b>Total</b>	<b>292</b>	<b>100.0</b>
16. Does your work schedule allow you to use this college's services (such as tutoring, academic advising, computer lab, etc.) when you need them?	All of the time	59	20.3
	Most of the time	52	17.8
	Some of the time	88	30.0
	None of the time	40	13.8
	I am not currently working for pay	53	18.1
	<b>Total</b>	<b>292</b>	<b>100.0</b>
17. During this academic term at this college, how many times have you missed class because of work?	None	186	63.8
	One time	29	10.0
	Two times	8	2.9
	Three or more times	17	5.8
	I am not currently working for pay	51	17.6
	<b>Total</b>	<b>291</b>	<b>100.0</b>
18. At this college, who are you most likely to go to for help catching up when you miss class because of work?	Instructors	169	57.9
	Classmates	30	10.3
	Tutors	6	2.1
	No one	36	12.3
	I am not currently working for pay	51	17.3
	<b>Total</b>	<b>292</b>	<b>100.0</b>
19. Do your instructors at this college know how many hours you work per week?	All of them know	56	19.2
	Some of them know	66	22.6
	None of them know	114	39.2
	I am not currently working for pay	55	19.0
	<b>Total</b>	<b>291</b>	<b>100.0</b>
20. At this college, has a staff member helped you decide how to balance the number of classes you take and the number of hours you work for pay?	Yes	67	22.8
	No	170	58.3
	I am not currently working for pay	55	18.9
	<b>Total</b>	<b>291</b>	<b>100.0</b>