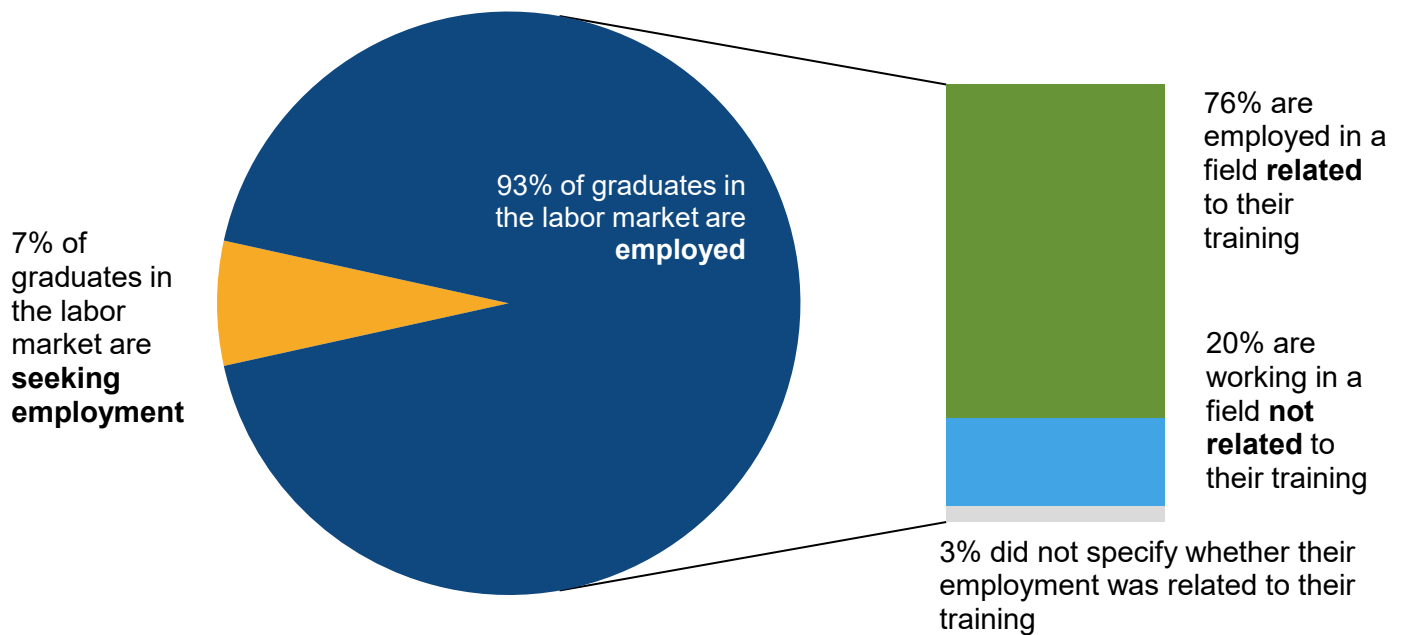


93% of 2020-2021 graduates were **placed**, either employed or furthering their education as a student, six months after graduation.

435 graduates, or 57%, were **in the labor market** (employed or seeking employment).

2020-21 Northwood Tech Graduates in the Labor Market



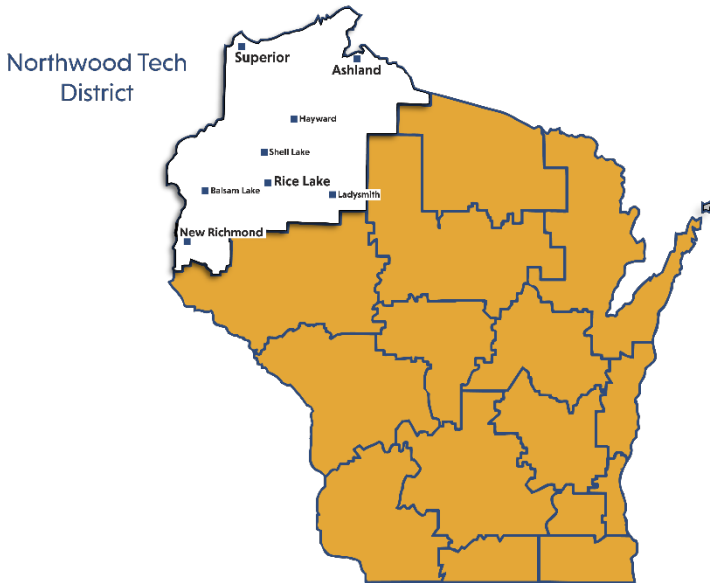
“Northwood Tech has significantly increased my confidence, life skills and outlook on education. All staff are incredibly supportive, the overall atmosphere was welcoming and inclusive. I could not have asked for a better experience!”

\$46,453

AVERAGE ANNUAL SALARY

for graduates who are employed full-time in a job related to their training

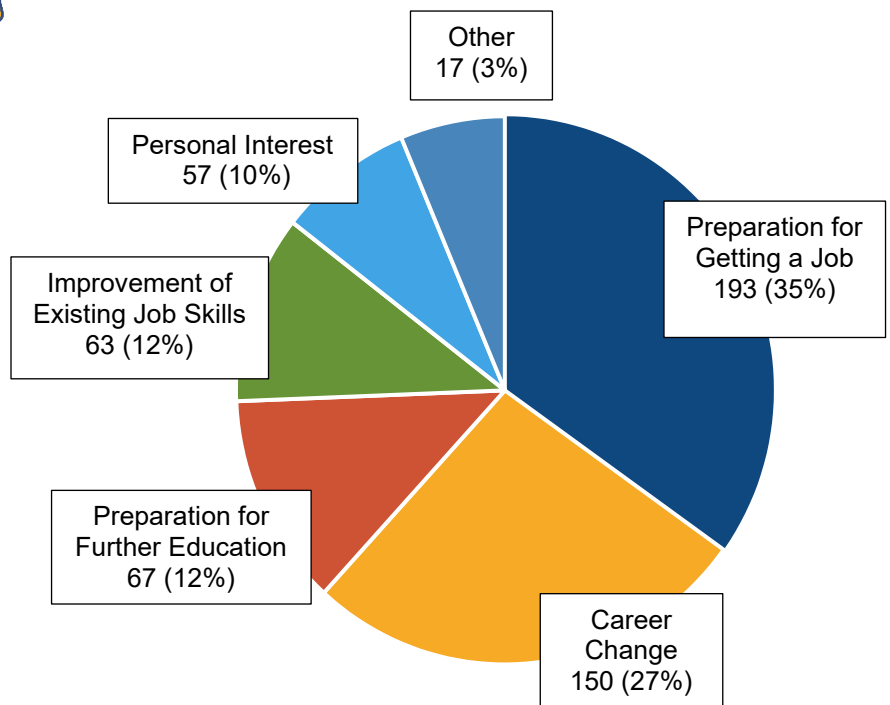
96% of graduates reported being **“very satisfied”** or **“satisfied”** with the training they received at Northwood Tech.



64% of graduates work in Wisconsin, contributing to the state's economic development.

54% of graduates work in the Northwood Tech eleven-county district.

Nearly three-fourths of graduates chose Northwood Tech to prepare them for their future career, help them make a career change or to improve their existing job skills.



97% of graduates **would recommend Northwood Tech** to a friend or family member.



To view the complete 2020-2021 Graduate Follow-Up Survey report, please visit NorthwoodTech.edu/GradSurvey.